

PRELIMINARY REPORT OF 061014

last update on Sat Oct 14 11:00:02 GMT 2006

1. [Introduction](#)
2. [Summary](#)
 - [Instrument Unavailability](#)
 - [Auxiliary files used](#)
 - [Browse Visual Inspection](#)
 - [Module Stepping Results](#)
 - [Data Analysis](#)
3. [Module Stepping](#)
4. [Internal Calibration pulses](#)
 - [Daily statistics](#)
 - [Cyclic statistics](#)
 - [cal pulses monitoring \(all rows\)](#)
5. [Raw Data Statistics](#)
 - [raw data mean I and Q](#)
 - [raw data stdev I and Q](#)
 - [raw gain imbalance](#)
6. [TLM analysis](#)
7. [Wave Doppler analysis](#)
 - [Unbiased Doppler Error for WVS](#)
 - [Absolute Doppler for WVS](#)
 - [Doppler evolution versus ANX for WVS](#)
 - [Unbiased Doppler Error for GM1](#)
 - [Absolute Doppler for GM1](#)
 - [Doppler evolution versus ANX for GM1](#)

1 - Introduction

This report is based on the analysis of wave mode level-1 cross spectra (ASA_WVS_1P), global monitoring products (ASA_GM1_1P), which are the available few hours after the acquisition, on the browse (BP) products and on the Module Stepping (MS) product.

2 - Summary

2.1 - Instrument Unavailability

No unavailabilities during the reported period.

2.2 - Auxiliary files

Summary of the auxiliary files used from 2006-10-13 00:00:00 to 2006-10-14 11:00:02

PDHS-K					
AUXILIARY FILE	WVS	GM1	IMM	APM	WSM

ASA_CON_AXVIEC20051013_151540_20050916_195733_20061231_000000	20	34	4	3	0
ASA_XCA_AXVIEC20060717_154125_20050916_195733_20061231_000000	20	34	4	3	0
ASA_INS_AXVIEC20051219_161945_20030211_000000_20061231_000000	20	34	4	3	0
ASA_XCH_AXVIEC20051219_162547_20020301_000000_20081231_000000	20	34	4	3	0

PDHS-E					
AUXILIARY FILE	WVS	GM1	IMM	APM	WSM
ASA_CON_AXVIEC20051013_151540_20050916_195733_20061231_000000	11	25	7	2	4
ASA_XCA_AXVIEC20060717_154125_20050916_195733_20061231_000000	11	25	7	2	4
ASA_INS_AXVIEC20051219_161945_20030211_000000_20061231_000000	11	25	7	2	4
ASA_XCH_AXVIEC20051219_162547_20020301_000000_20081231_000000	11	25	7	2	4

2.3 - Browse Visual Inspection

2.4 - Data Analysis

- Stable wave internal calibration pulses gain and phase.
- Stable raw data statistics.
- Nominal Doppler behavior.

3 - Module Stepping Mode

No anomalies observed on available MS products:

Polarisation **Start Time**

MSM in V/V polarisation

MSM in H/H polarisation

4 - Internal calibration Results

4.1 - Daily statistics

4.1.1 - Evolution for WVS

Evolution of cal pulses for WVS

4.1.2 - Evolution for GM1

Evolution of cal pulses for GM1

4.2 - Cyclic statistics

4.2.1 - Evolution for WVS

Evolution of cal pulses for WVS

P1a Cyclic statistics

row	pulse	mean (dB)	stdev (dB)	slope(dB/cycle)
-----	-------	-----------	------------	-----------------

P1 Cyclic statistics

row	pulse	mean (dB)	stdev (dB)	slope(dB/cycle)
-----	-------	-----------	------------	-----------------

P2 Cyclic statistics

row	pulse	mean (dB)	stdev (dB)	slope(dB/cycle)
-----	-------	-----------	------------	-----------------

P3 Cyclic statistics

row	pulse	mean (dB)	stdev (dB)	slope(dB/cycle)
-----	-------	-----------	------------	-----------------

4.2.2 - Evolution for GM1

Evolution of cal pulses for GM1

P1a Cyclic statistics

row	pulse	mean (dB)	stdev (dB)	slope(dB/cycle)
-----	-------	-----------	------------	-----------------

P1 Cyclic statistics

row	pulse	mean (dB)	stdev (dB)	slope(dB/cycle)
-----	-------	-----------	------------	-----------------

P2 Cyclic statistics

row	pulse	mean (dB)	stdev (dB)	slope(dB/cycle)
-----	-------	-----------	------------	-----------------

P3 Cyclic statistics

row	pulse	mean (dB)	stdev (dB)	slope(dB/cycle)
-----	-------	-----------	------------	-----------------

4.3 - cal pulses monitoring (all rows)

4.3.1 - Evolution for WVS

4.3.2 - Evolution for GM1

5 - RAW data statistics

5.1 - Input mean I/Q

channel	stat	DSS-B
MEAN I	mean	
	stdev	
MEAN Q	mean	
	stdev	



5.2 - Input stdev I/Q

channel	stat	DSS-B
STDEV I	mean	
	stdev	
STDEV Q	mean	
	stdev	



5.3 - Gain imbalance I/Q



6 - Telemetry analysis

7 - Doppler Analysis

Preliminary report. The data is not yet controlled

7.1 - Unbiased Doppler Error for WVS

Evolution of unbiased Doppler error (Real - Expected)	
<input type="checkbox"/>	
	Ascending
<input type="checkbox"/>	
	Descending

7.2 - Absolute Doppler for WVS

Evolution of Absolute Doppler
<input type="checkbox"/>
Ascending
<input type="checkbox"/>
Descending

7.3 - Doppler evolution versus ANX for WVS

7.4 - Unbiased Doppler Error for GM1

Evolution of unbiased Doppler error (Real - Expected)
<input type="checkbox"/>
Ascending
<input type="checkbox"/>
Descending

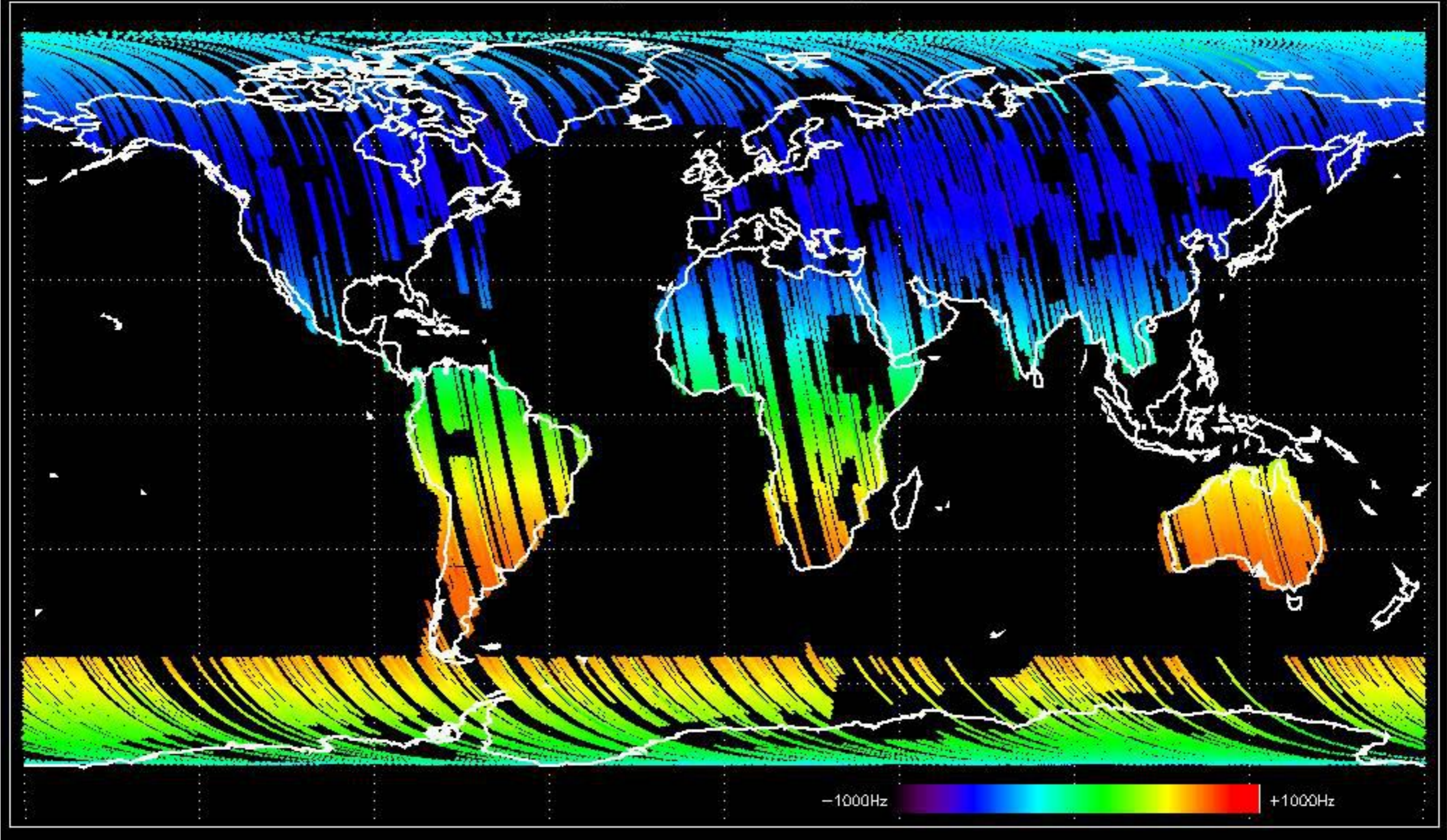
7.5 - Absolute Doppler for GM1

Evolution of Absolute Doppler
<input type="checkbox"/>
Ascending
<input type="checkbox"/>
Descending

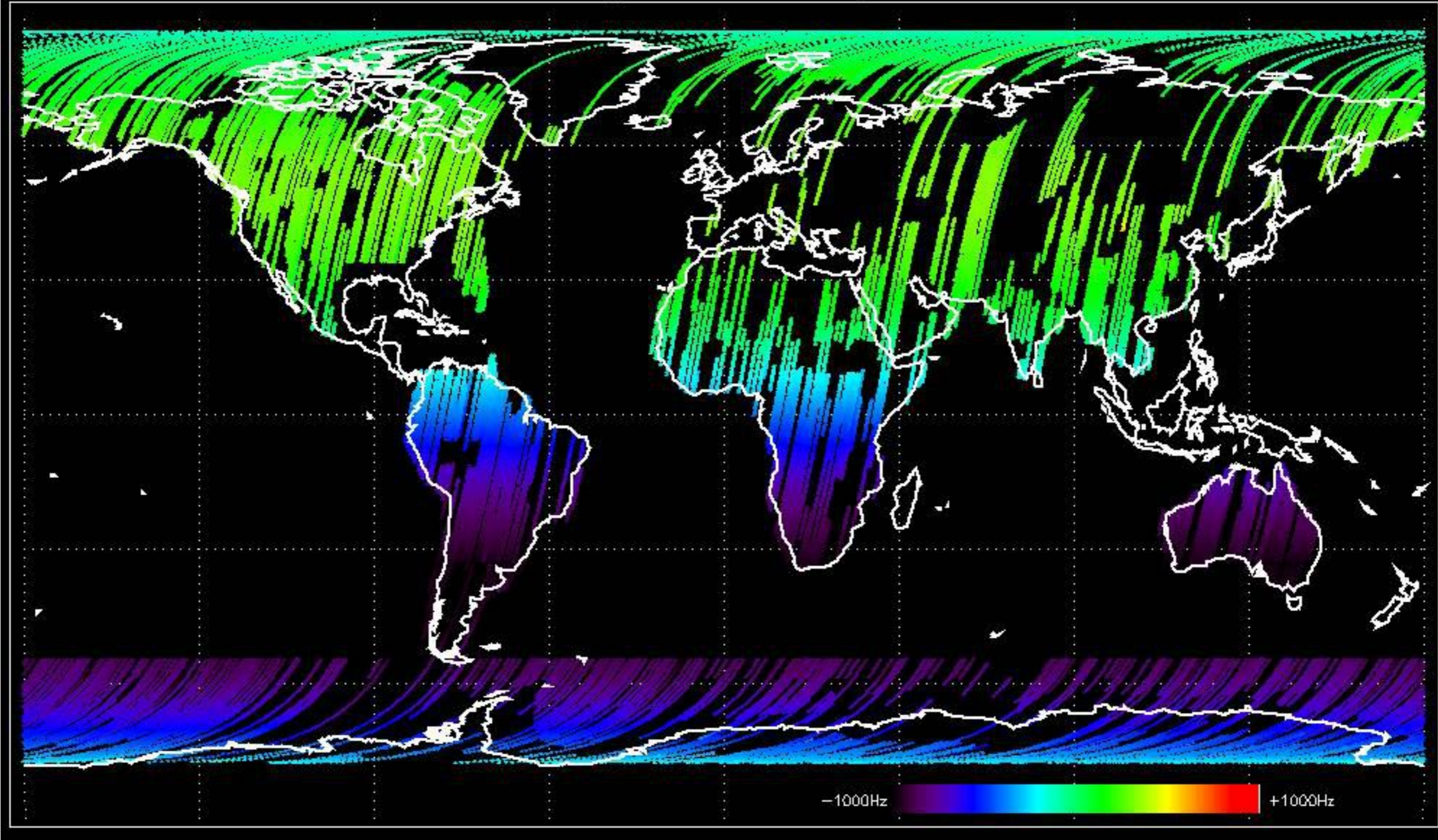
7.6 - Doppler evolution versus ANX for GM1

- Stable wave internal calibration pulses gain and phase.
- Stable raw data statistics.
- Nominal Doppler behavior.

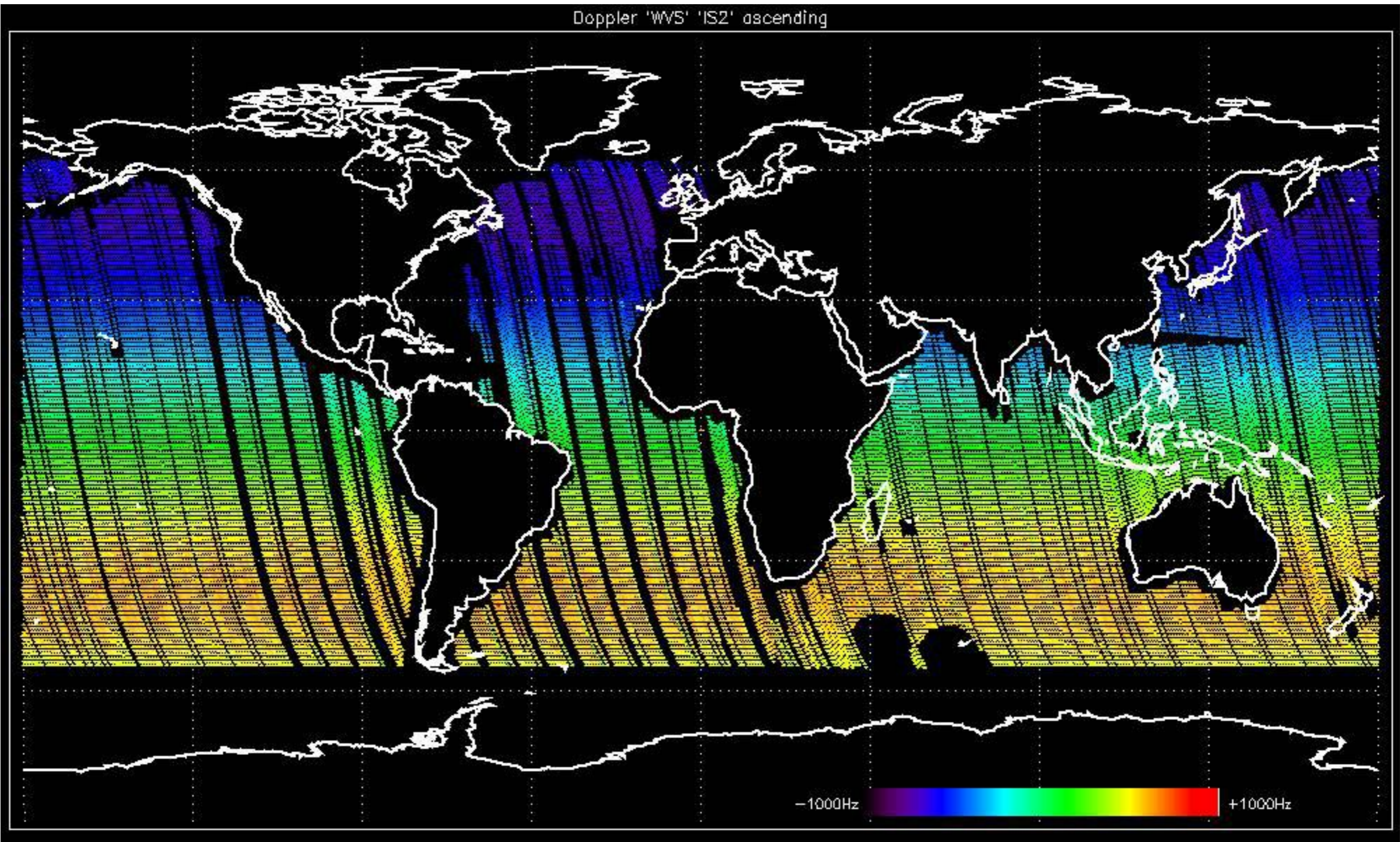
Doppler 'GM1' 'SS1' ascending



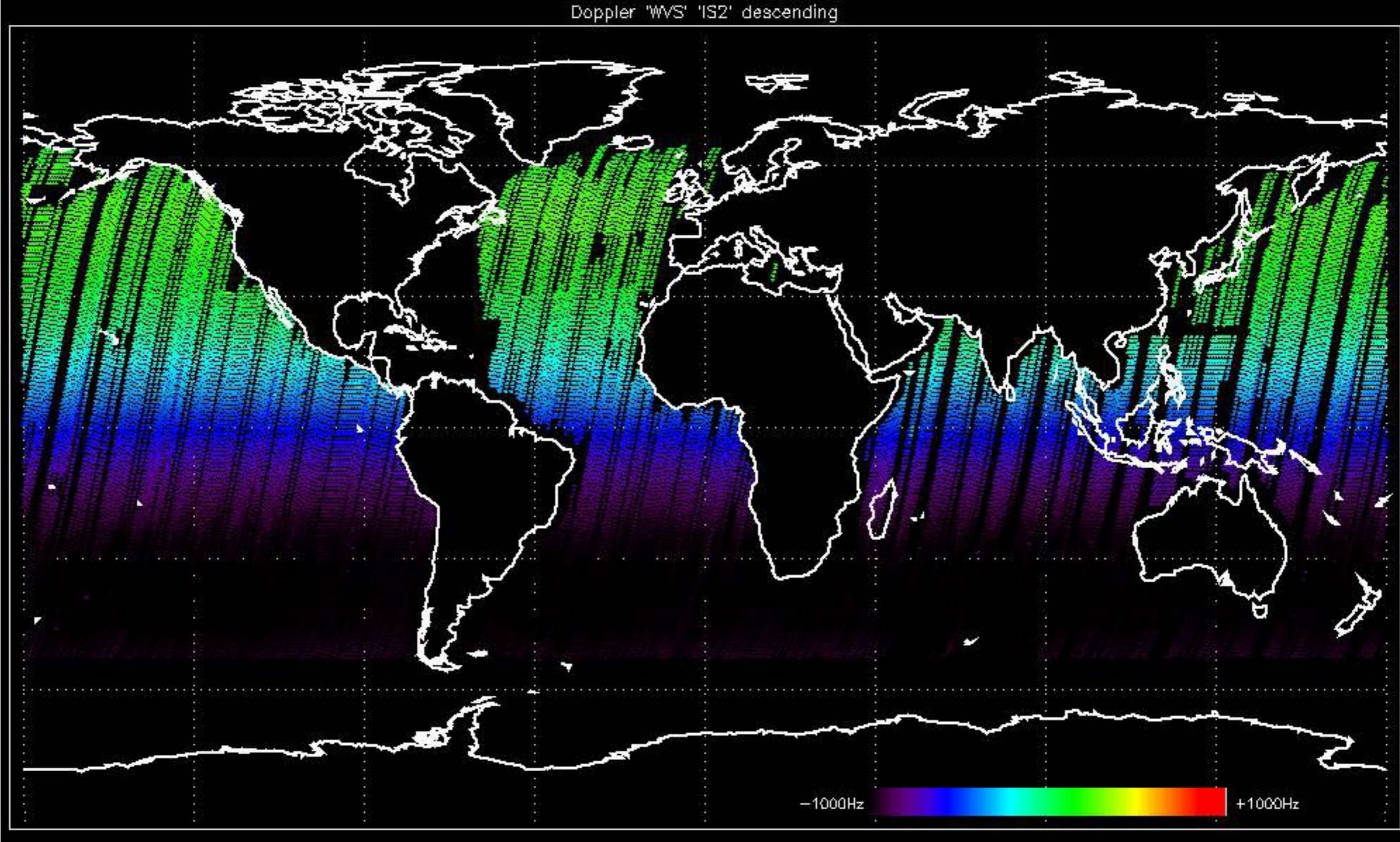
Doppler 'GM1' 'SS1' descending



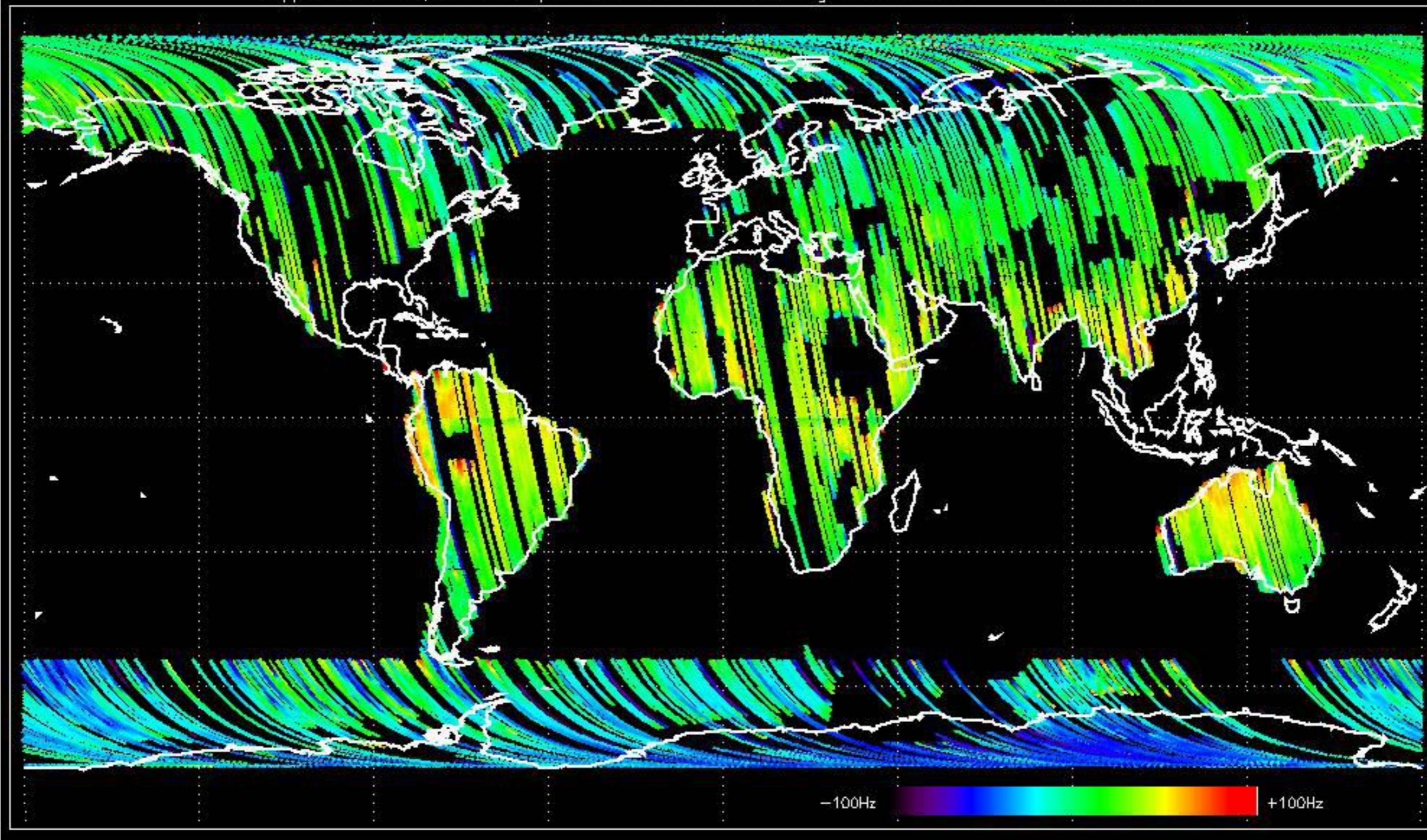
Doppler 'WVS' 'IS2' ascending



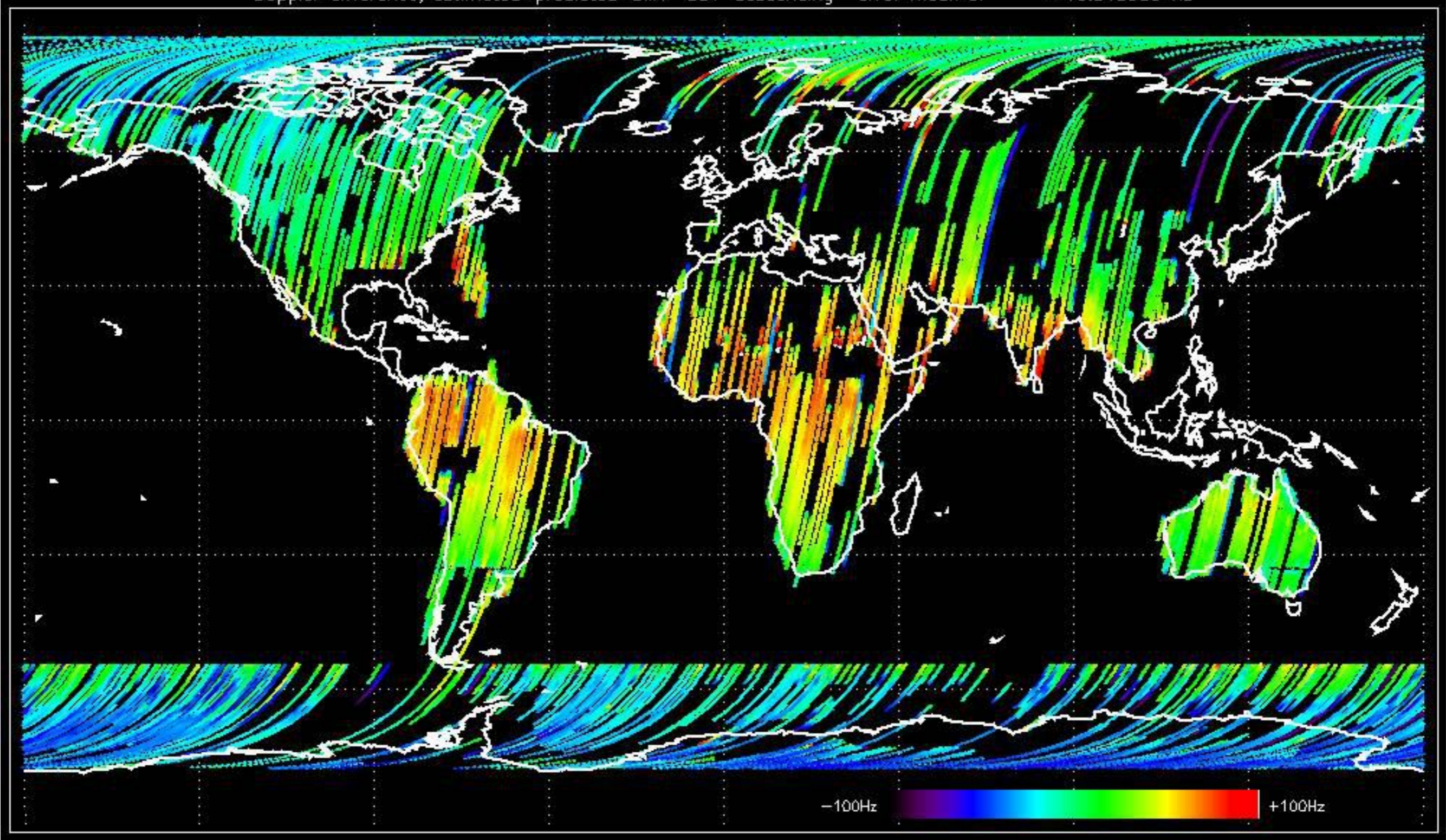
Doppler 'WVS' 'IS2' descending



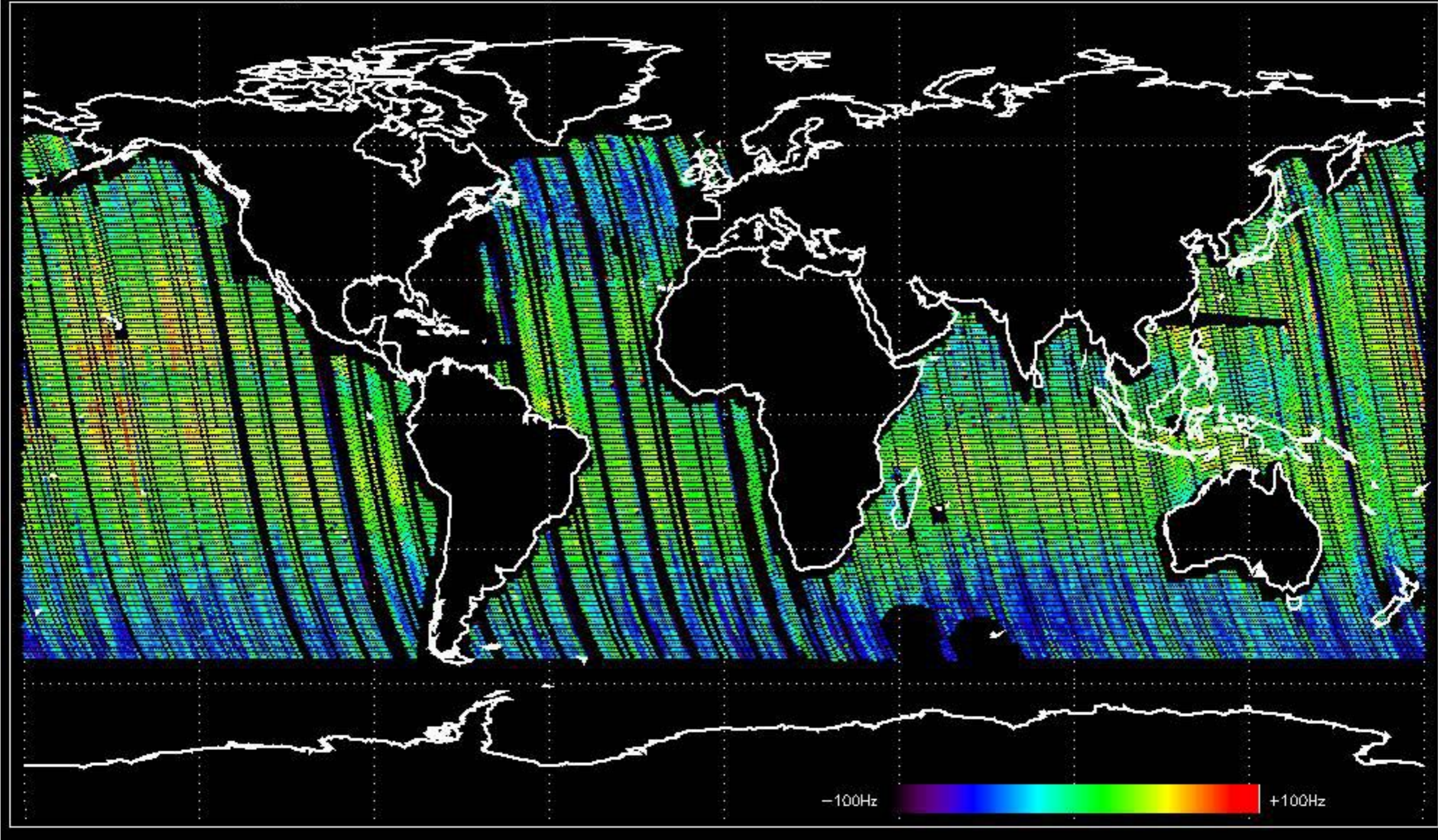
Doppler difference, estimated-predicted 'GM1' 'SS1' ascending -error mean of -20.788153 Hz



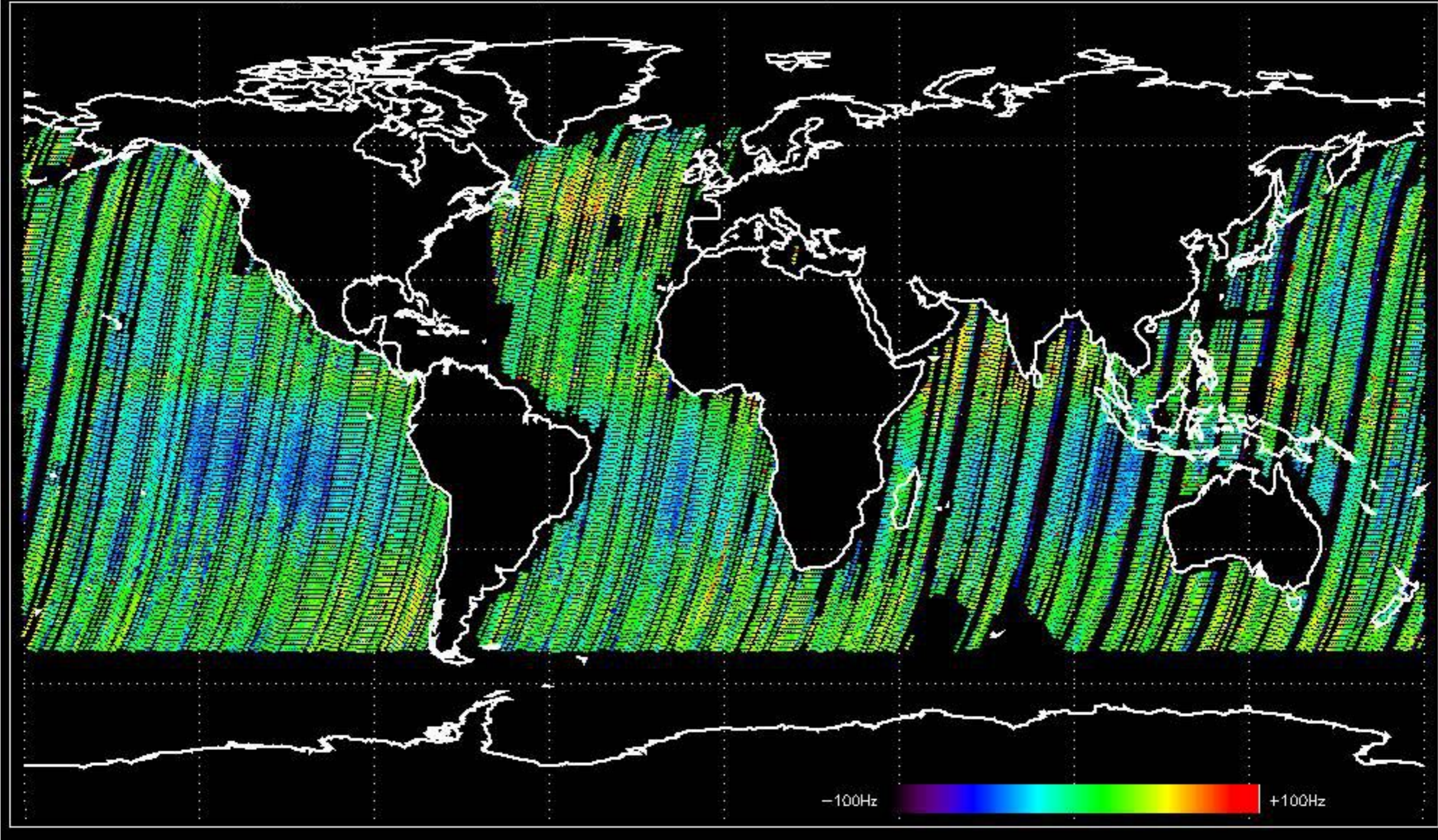
Doppler difference, estimated-predicted 'GM1' 'SS1' descending -error mean of -15.513983 Hz



Doppler difference, estimated-predicted 'WVS' 'IS2' ascending -error mean of -9.0552988 Hz



Doppler difference, estimated-predicted 'WVS' 'IS2' descending -error mean of -16.122419 Hz



No anomalies observed on available MS products:

No unavailabilities during the reported period.