

# PRELIMINARY REPORT OF 050822

last update on Mon Aug 22 10:50:01 GMT 2005

1. [Introduction](#)
2. [Summary](#)
  - [Instrument Unavailability](#)
  - [Auxiliary files used](#)
  - [Browse Visual Inspection](#)
  - [Module Stepping Results](#)
  - [Data Analysis](#)
3. [Module Stepping](#)
4. [Internal Calibration pulses](#)
  - [Daily statistics](#)
  - [Cyclic statistics](#)
  - [cal pulses monitoring \(all rows\)](#)
5. [Raw Data Statistics](#)
  - [raw data mean I and Q](#)
  - [raw data stdev I and Q](#)
  - [raw gain imbalance](#)
6. [TLM analysis](#)
7. [Wave Doppler analysis](#)
  - [Unbiased Doppler Error for WVS](#)
  - [Absolute Doppler for WVS](#)
  - [Doppler evolution versus ANX for WVS](#)
  - [Unbiased Doppler Error for GM1](#)
  - [Absolute Doppler for GM1](#)
  - [Doppler evolution versus ANX for GM1](#)

## 1 - Introduction

This report is based on the analysis of wave mode level-1 cross spectra (ASA\_WVS\_1P), global monitoring products (ASA\_GM1\_1P), which are the available few hours after the acquisition, on the browse (BP) products and on the Module Stepping (MS) product.

## 2 - Summary

### 2.1 - Instrument Unavailability

No unavailabilities during the reported period.

### 2.2 - Auxiliary files

Summary of the auxiliary files used from 2005-08-21 00:00:00 to 2005-08-22 10:50:01

PDHS-K
--------

AUXILIARY FILE	WVS	GM1	IMM	APM	WSM
----------------	-----	-----	-----	-----	-----

PDHS-E
--------

AUXILIARY FILE	WVS	GM1	IMM	APM	WSM
----------------	-----	-----	-----	-----	-----

## 2.3 - Browse Visual Inspection

## 2.4 - Data Analysis

- Stable wave internal calibration pulses gain and phase.
- Stable raw data statistics.
- Nominal Doppler behavior.

## 3 - Module Stepping Mode

No anomalies observed on available MS products:

Polarisation	Start Time
--------------	------------

**MSM in V/V polarisation**

**MSM in H/H polarisation**

## 4 - Internal calibration Results

No anomalies observed.

### 4.1 - Daily statistics

#### 4.1.1 - Evolution for WVS

Evolution of cal pulses for WVS

#### 4.1.2 - Evolution for GM1

Evolution of cal pulses for GM1

### 4.2 - Cyclic statistics

#### 4.2.1 - Evolution for WVS

Evolution of cal pulses for WVS

#### P1a Cyclic statistics

row	pulse	mean (dB)	stdev (dB)	slope(dB/cycle)
-----	-------	-----------	------------	-----------------

#### P1 Cyclic statistics

row	pulse	mean (dB)	stdev (dB)	slope(dB/cycle)
-----	-------	-----------	------------	-----------------

#### P2 Cyclic statistics

row	pulse	mean (dB)	stdev (dB)	slope(dB/cycle)
-----	-------	-----------	------------	-----------------

#### P3 Cyclic statistics

row	pulse	mean (dB)	stdev (dB)	slope(dB/cycle)
-----	-------	-----------	------------	-----------------

#### 4.2.2 - Evolution for GM1

##### Evolution of cal pulses for GM1

#### P1a Cyclic statistics

row	pulse	mean (dB)	stdev (dB)	slope(dB/cycle)
-----	-------	-----------	------------	-----------------

#### P1 Cyclic statistics

row	pulse	mean (dB)	stdev (dB)	slope(dB/cycle)
-----	-------	-----------	------------	-----------------

#### P2 Cyclic statistics

row	pulse	mean (dB)	stdev (dB)	slope(dB/cycle)
-----	-------	-----------	------------	-----------------

#### P3 Cyclic statistics

row	pulse	mean (dB)	stdev (dB)	slope(dB/cycle)
-----	-------	-----------	------------	-----------------

### 4.3 - cal pulses monitoring (all rows)

#### 4.3.1 - Evolution for WVS

#### 4.3.2 - Evolution for GM1

## 5 - RAW data statistics

No anomalies observed.

### 5.1 - Input mean I/Q

channel	stat	DSS-B
---------	------	-------

MEAN I	mean	
	stdev	
MEAN Q	mean	
	stdev	



## 5.2 - Input stdev I/Q

channel	stat	DSS-B
STDEV I	mean	
	stdev	
STDEV Q	mean	
	stdev	



## 5.3 - Gain imbalance I/Q



## 6 - Telemetry analysis

Summary of analysis for the last 3 days 2005082[012]

The assumption is taken that the SQADS num\_gaps and num\_missing\_lines fields are reliable indicators of telemetry problems


Filename	num_gaps	num_missing_lines
----------	----------	-------------------

## 7 - Doppler Analysis

Preliminary report. The data is not yet controlled

### 7.1 - Unbiased Doppler Error for WVS

Evolution of unbiased Doppler error (Real - Expected)


Ascending

<input type="checkbox"/>
Descending

## 7.2 - Absolute Doppler for WVS

<b>Evolution of Absolute Doppler</b>
<input type="checkbox"/>
Acsending
<input type="checkbox"/>
Descending

## 7.3 - Doppler evolution versus ANX for WVS

## 7.4 - Unbiased Doppler Error for GM1

<b>Evolution of unbiased Doppler error (Real - Expected)</b>
<input type="checkbox"/>
Acsending
<input type="checkbox"/>
Descending

## 7.5 - Absolute Doppler for GM1

<b>Evolution of Absolute Doppler</b>
<input type="checkbox"/>
Acsending
<input type="checkbox"/>
Descending

## 7.6 - Doppler evolution versus ANX for GM1

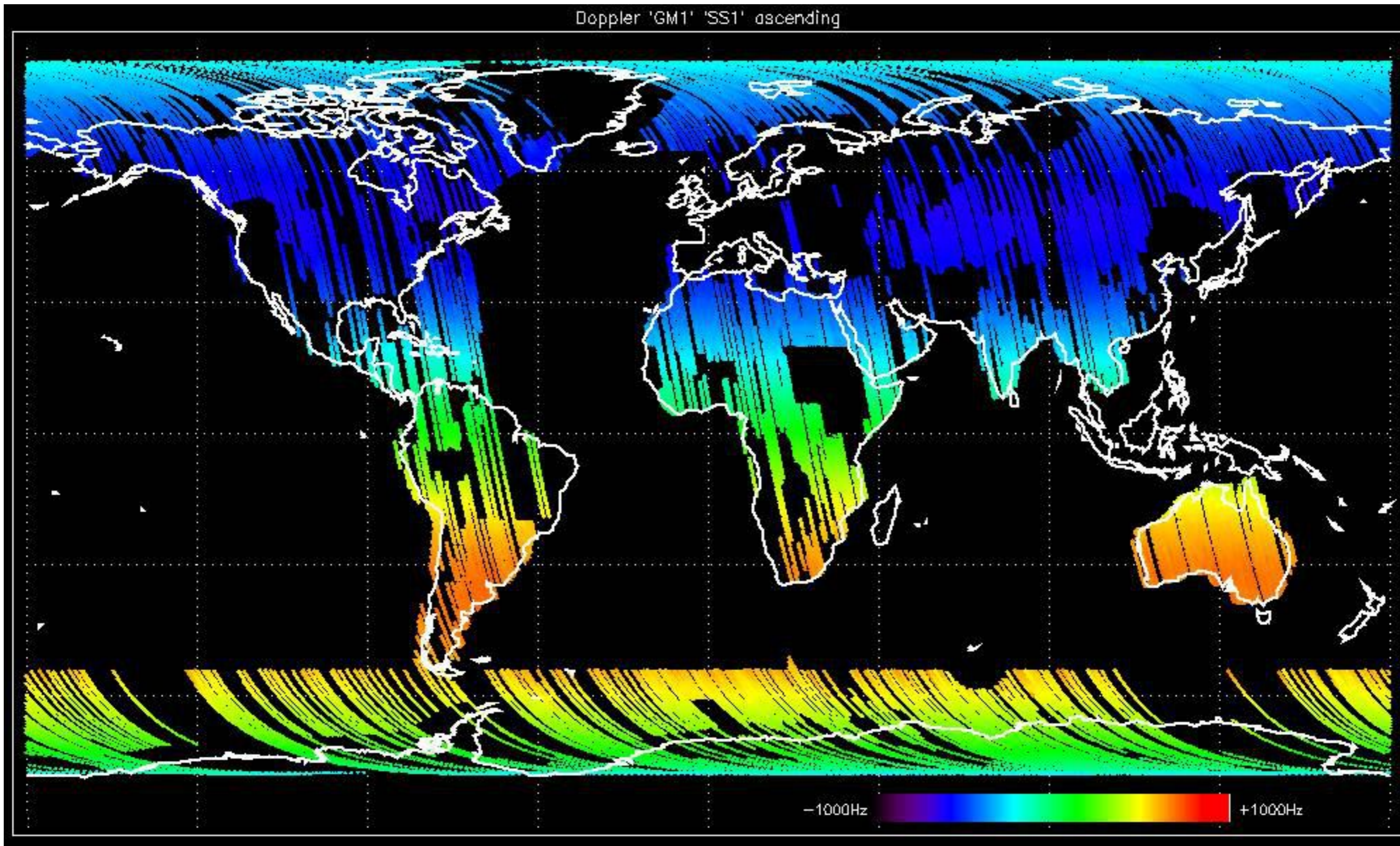
No anomalies observed.



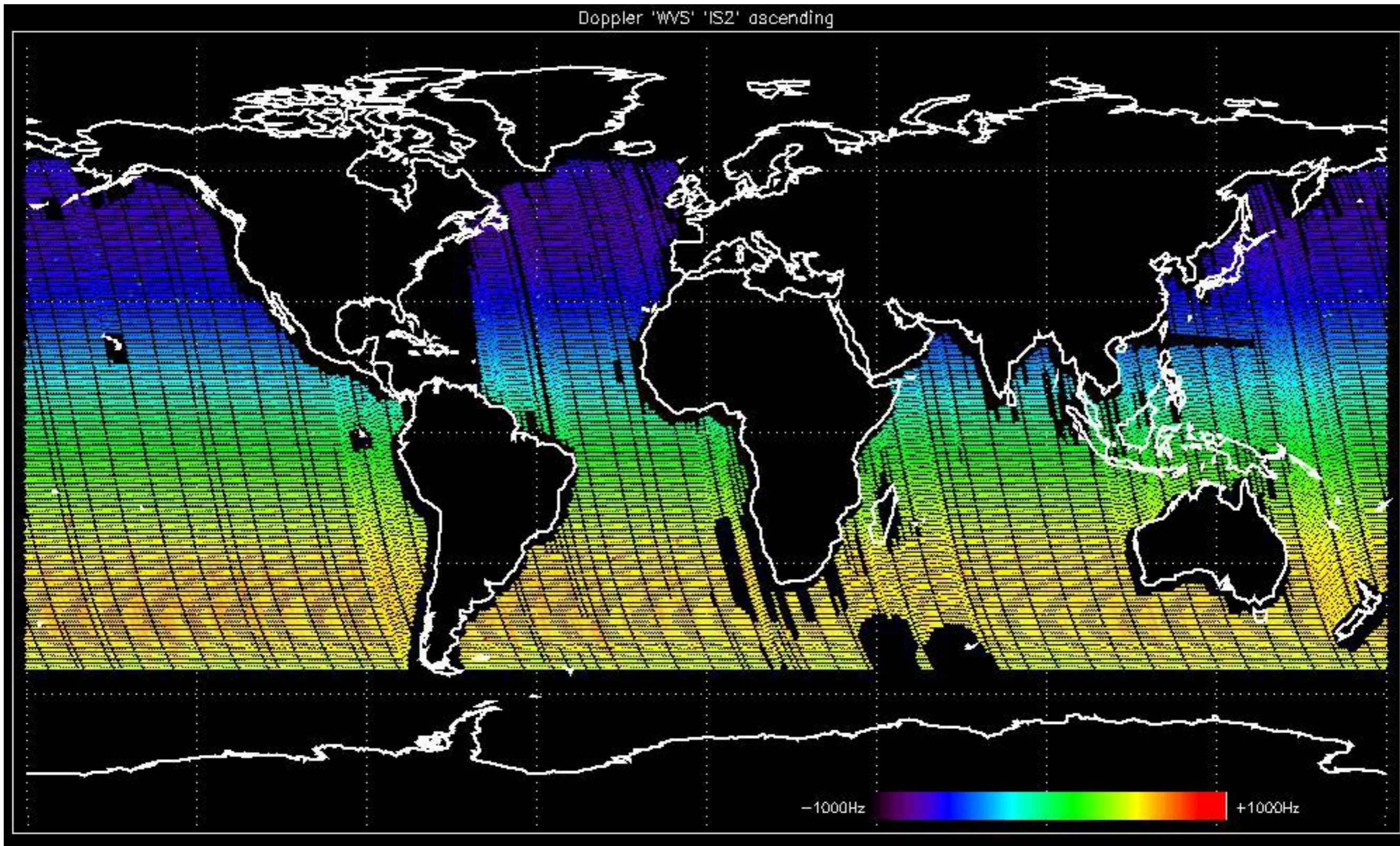
- Stable wave internal calibration pulses gain and phase.
- Stable raw data statistics.
- Nominal Doppler behavior.



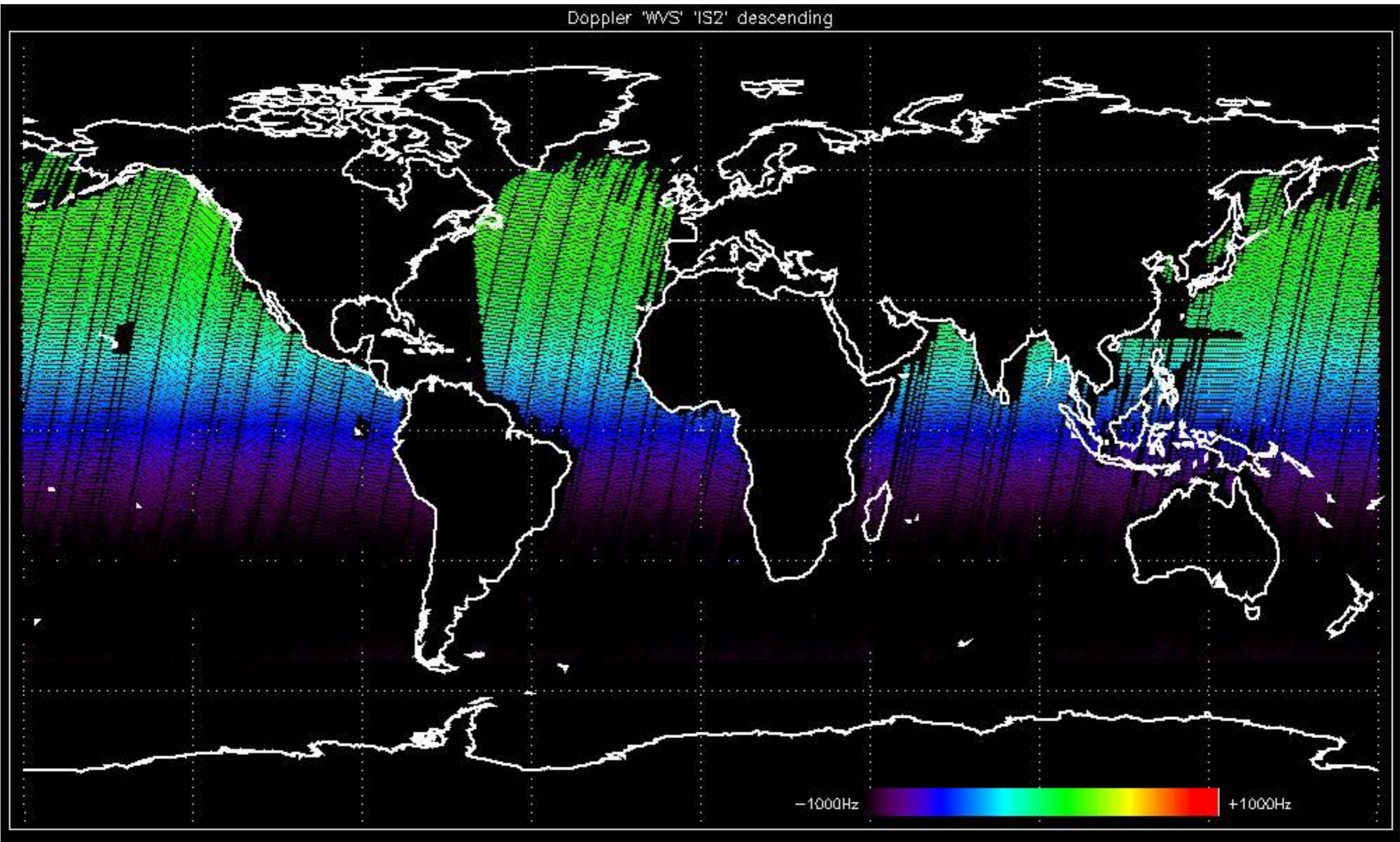
Doppler 'GM1' 'SS1' ascending



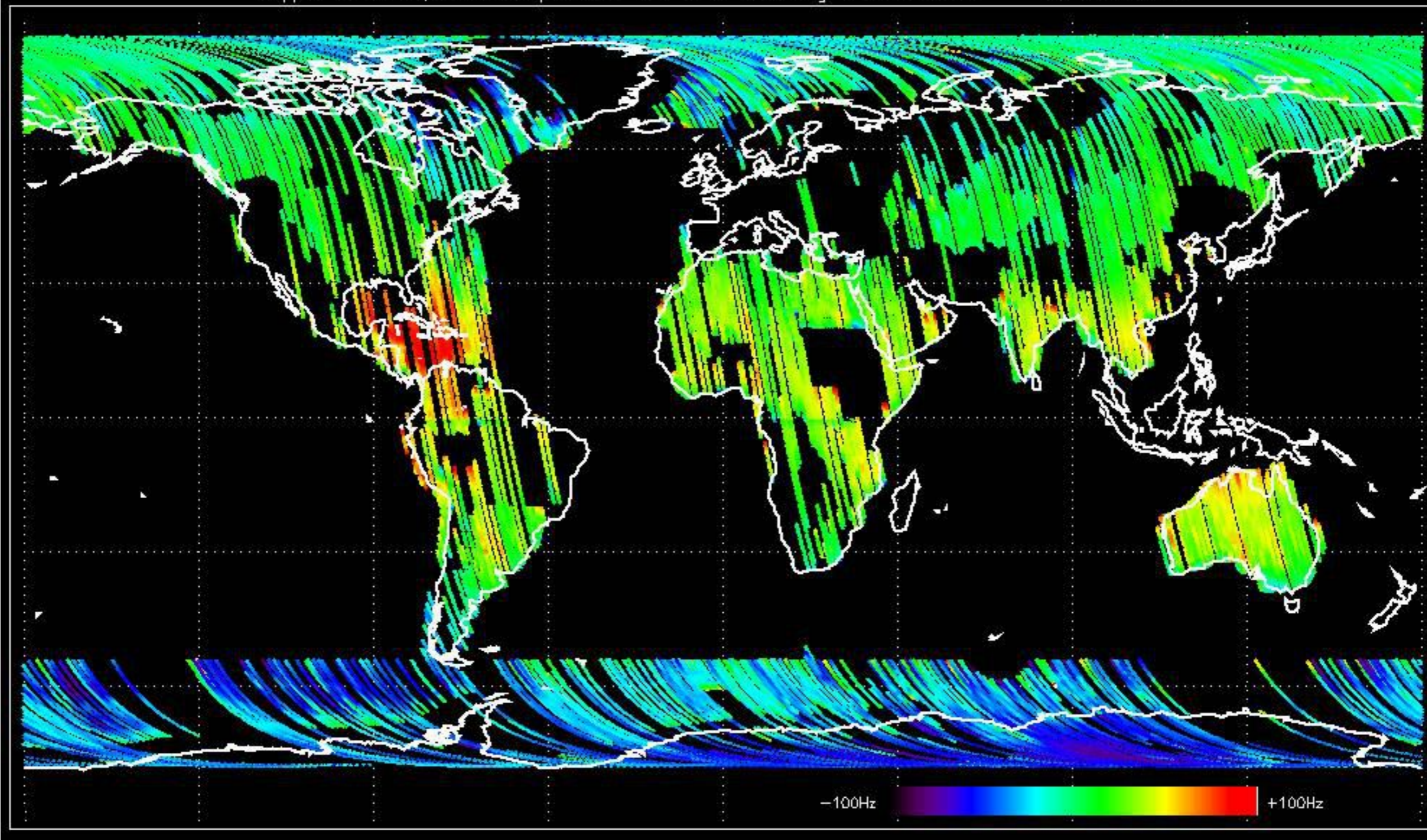
Doppler 'WVS' 'IS2' ascending



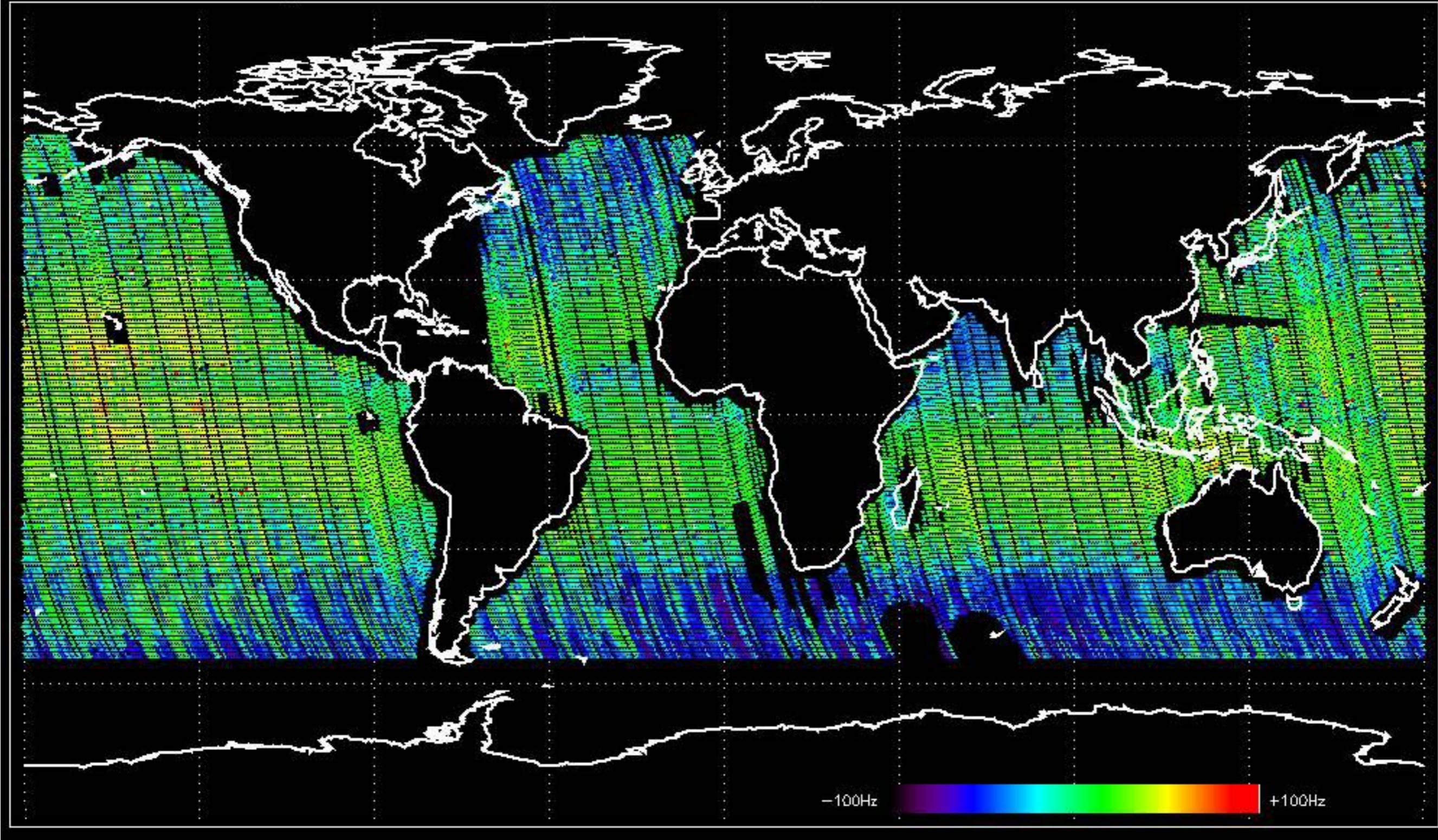
Doppler 'WVS' 'IS2' descending



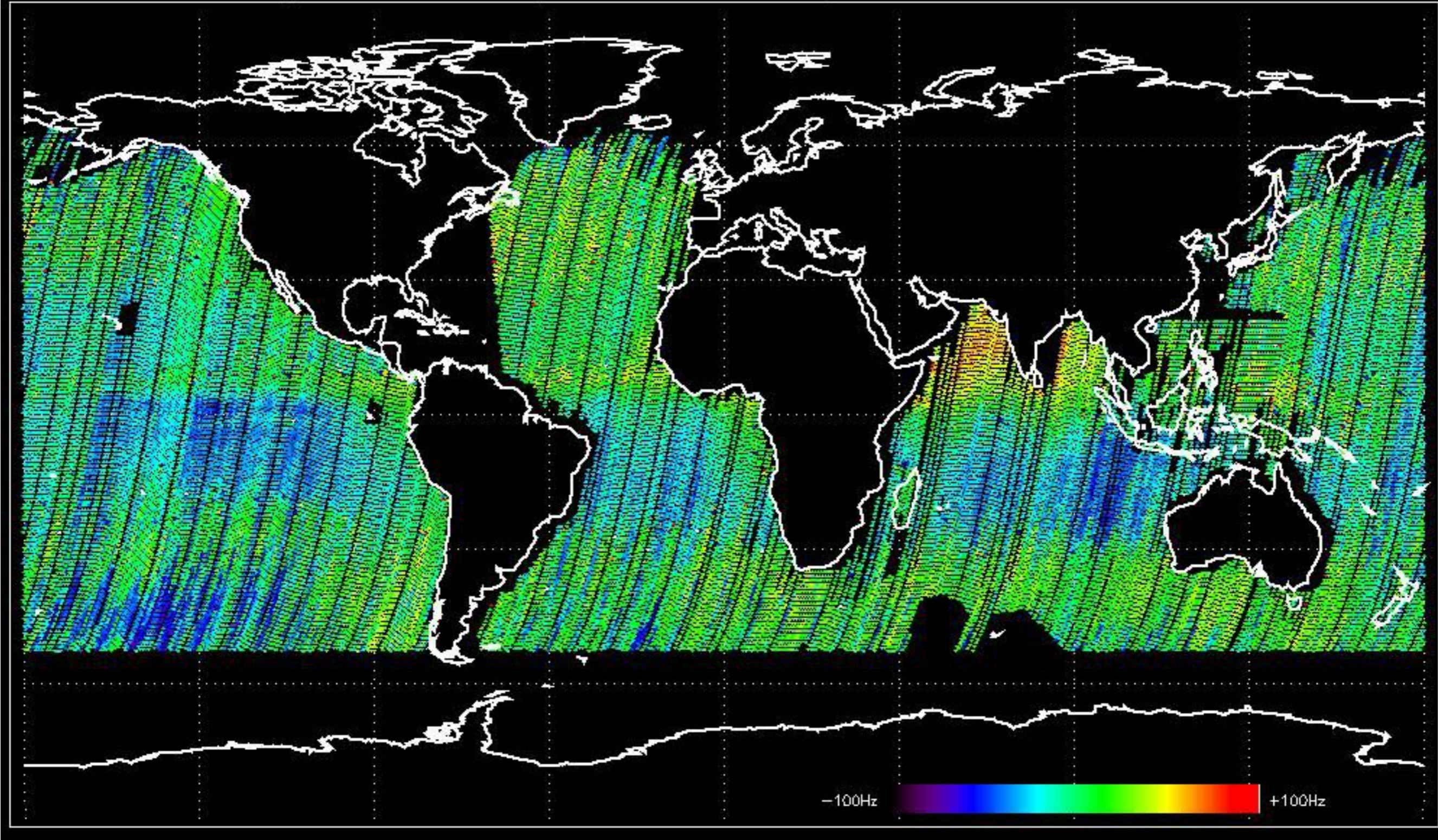
Doppler difference, estimated-predicted 'GM1' 'SS1' ascending -error mean of -33.875650 Hz



Doppler difference, estimated-predicted 'WVS' 'IS2' ascending -error mean of -33.949249 Hz



Doppler difference, estimated-predicted 'WVS' 'IS2' descending -error mean of -36.677341 Hz





No anomalies observed on available MS products:

No anomalies observed.

Summary of analysis for the last 3 days 2005082[012]

The assumption is taken that the SQADS num\_gaps and num\_missing\_lines fields are reliable indicators of telemetry problems

Filename	num_gaps	num_missing_lines

No unavailabilities during the reported period.