

PRELIMINARY REPORT OF 040117

ATTENTION: This report is automatically generated no comments are provided on data analysis

1. [Introduction](#)
2. [Summary](#)
 - [Instrument Unavailability](#)
 - [Browse Visual Inspection](#)
 - [Module Stepping Results](#)
 - [Data Analysis](#)
3. [Module Stepping](#)
4. [Internal Calibration pulses](#)
 - [Daily statistics \(row 3 and 24\)](#)
 - [Cyclic statistics \(row 3 and 24\)](#)
 - [cal pulses monitoring \(all rows\)](#)
5. [Raw Data Statistics](#)
 - [raw data mean I and Q](#)
 - [raw data stdev I and Q](#)
 - [raw gain imbalance](#)
6. [Wave Doppler analysis](#)
 - [Doppler evolution versus ANX](#)

1 - Introduction

This report is based on the analysis of wave mode level-1 cross spectra (ASA_WVS_1P) products, which are the available few hours after the acquisition, on the high rate browse (BP) products and on the Module Stepping (MS) product.

2 - Summary

2.1 - Instrument Unavailability

Preliminary report. Instrument unavailabilities are not yet reported

2.2 - Browse Visual Inspection

Preliminary report. Browse are not yet controled

2.3 - Data Analysis

3 - Module Stepping Mode

-Preliminary report. MS data is not yet controlled

| Polarisation | Start Time |
|--------------|-----------------|
| V | 20040116 185340 |
| H | 20040116 185220 |

MSM in V/V polarisation

| Pre-launch Reference | DDS-B (2003-06-12) reference |
|--------------------------|------------------------------|
| <input type="checkbox"/> | <input type="checkbox"/> |
| <input type="checkbox"/> | <input type="checkbox"/> |
| <input type="checkbox"/> | <input type="checkbox"/> |
| <input type="checkbox"/> | <input type="checkbox"/> |

MSM in H/H polarisation

| Pre-launch Reference | DDS-B (2003-06-12) reference |
|--------------------------|------------------------------|
| <input type="checkbox"/> | <input type="checkbox"/> |
| <input type="checkbox"/> | <input type="checkbox"/> |
| <input type="checkbox"/> | <input type="checkbox"/> |
| <input type="checkbox"/> | <input type="checkbox"/> |

4 - Internal calibration Results

-Preliminary report. The data is not yet controlled

4.1 - Daily statistics

| row | stat | AveP1 | AveP2 | AveP3 |
|-----|-------|------------|-----------|------------|
| 3 | mean | -3.68457 | -22.4872 | -8.15515 |
| | stdev | 0.00685821 | 0.0763543 | 0.00287053 |
| 24 | mean | -5.07627 | -21.1081 | -8.15515 |
| | stdev | 0.0144488 | 0.0700799 | 0.00287053 |



4.2 - Cyclic statistics

| row | stat | AveP1 | AveP2 | AveP3 |
|-----|-------|------------|-----------|------------|
| 3 | mean | -3.71482 | -22.5451 | -8.16143 |
| | stdev | 0.00719076 | 0.0694283 | 0.00346879 |
| 24 | mean | -5.22141 | -21.1708 | -8.16143 |
| | stdev | 0.572555 | 0.0627880 | 0.00346879 |



4.3 - cal pulses monitoring (all rows)



5 - RAW data statistics

-Preliminary report. The data is not yet controlled

5.1 - Input mean I/Q

| channel | stat | DSS-B |
|---------|-------|-------------|
| MEAN I | mean | 0.000428047 |
| | stdev | 3.03227e-07 |
| MEAN Q | mean | 0.000303130 |
| | stdev | 3.64015e-07 |



5.2 - Input stdev I/Q

| channel | stat | DSS-B |
|---------|-------|------------|
| STDEV I | mean | 0.115603 |
| | stdev | 0.00140101 |
| STDEV Q | mean | 0.115845 |
| | stdev | 0.00141579 |



5.3 - Gain imbalance I/Q



6 - Wave Doppler Analysis

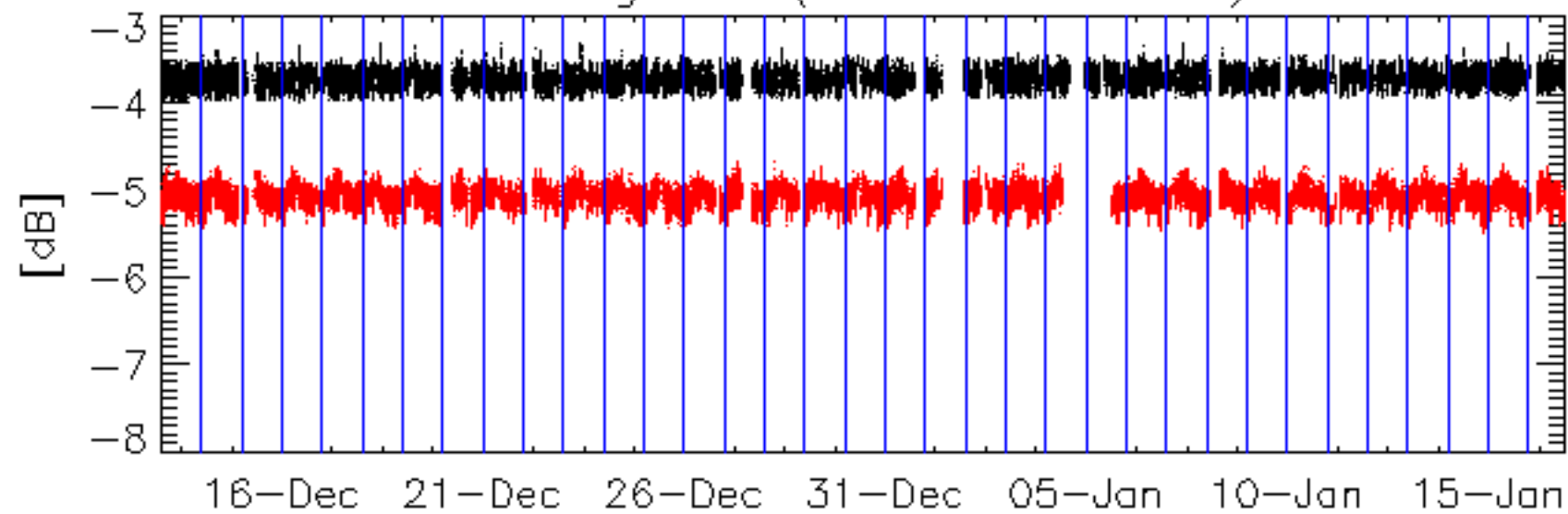
Preliminary report. The data is not yet controlled

6.1 - Doppler evolution versus ANX

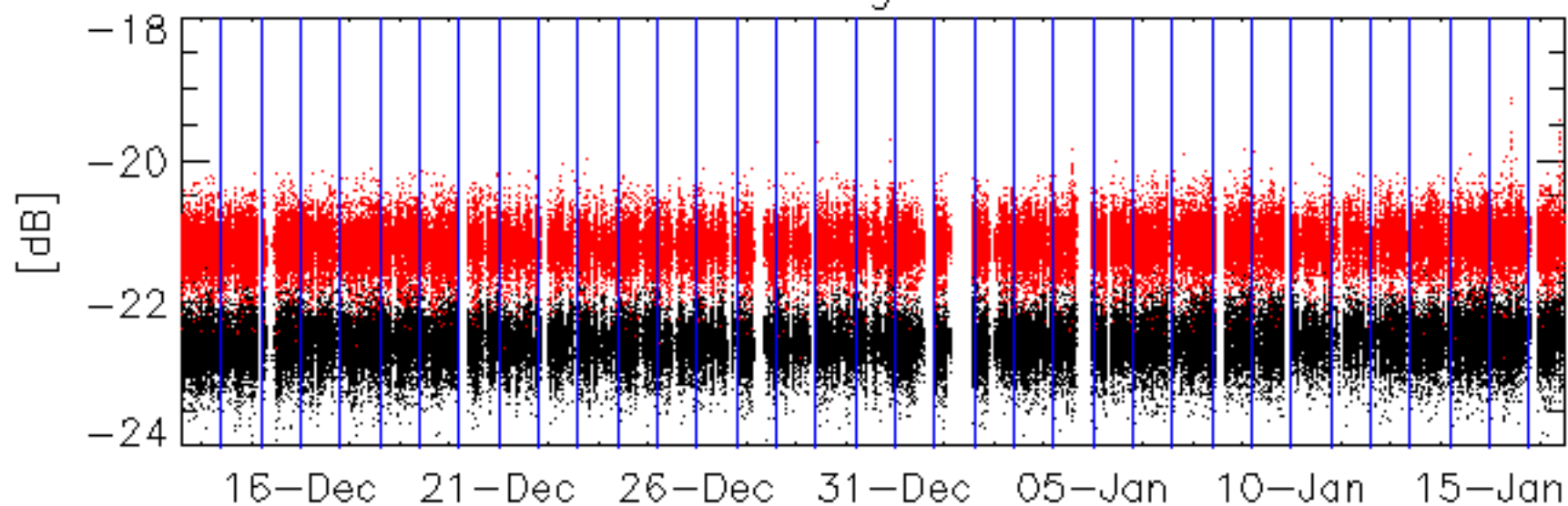
Evolution Doppler error versus ANX



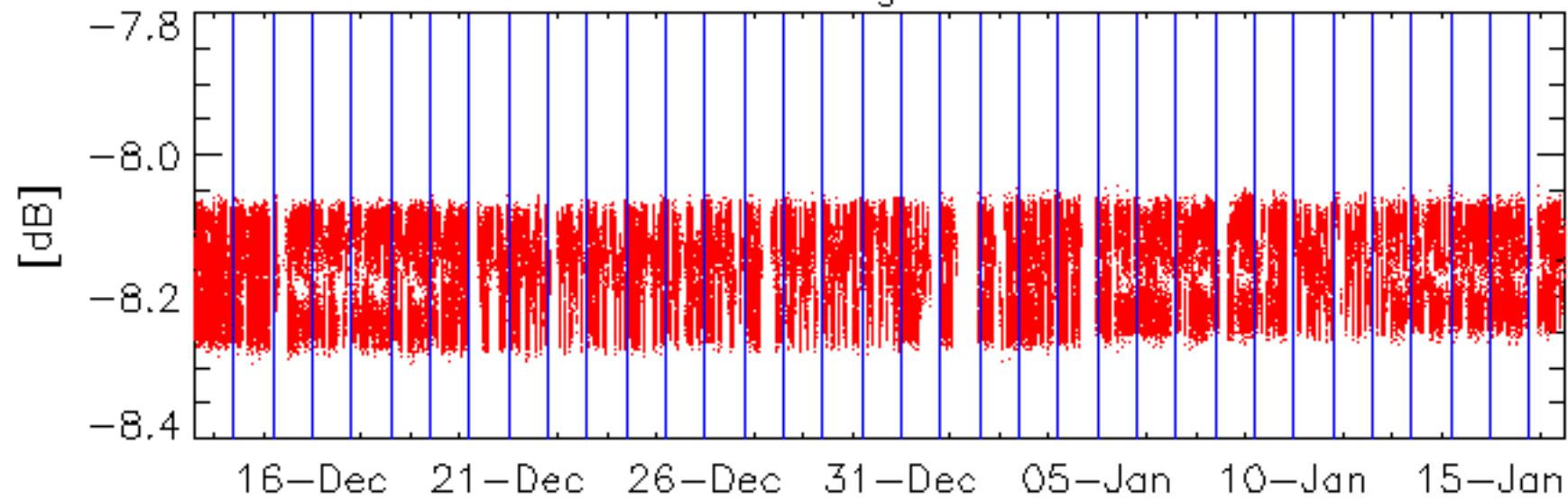
Average P1 (row 3 & row 24)



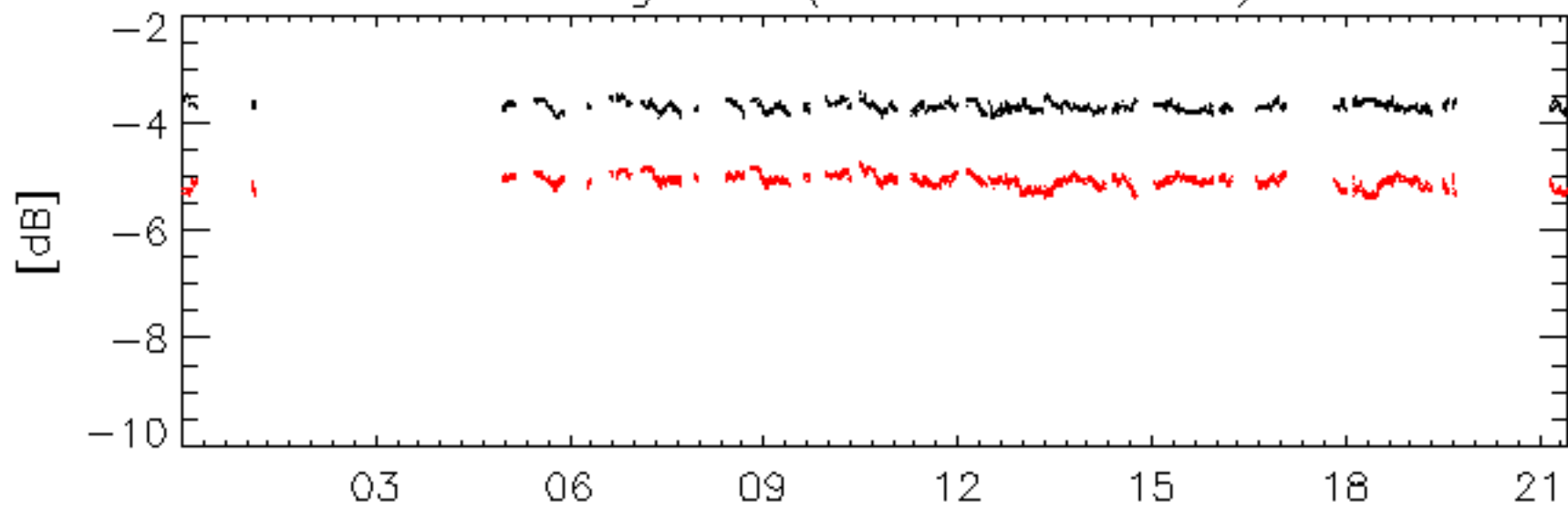
Average P2



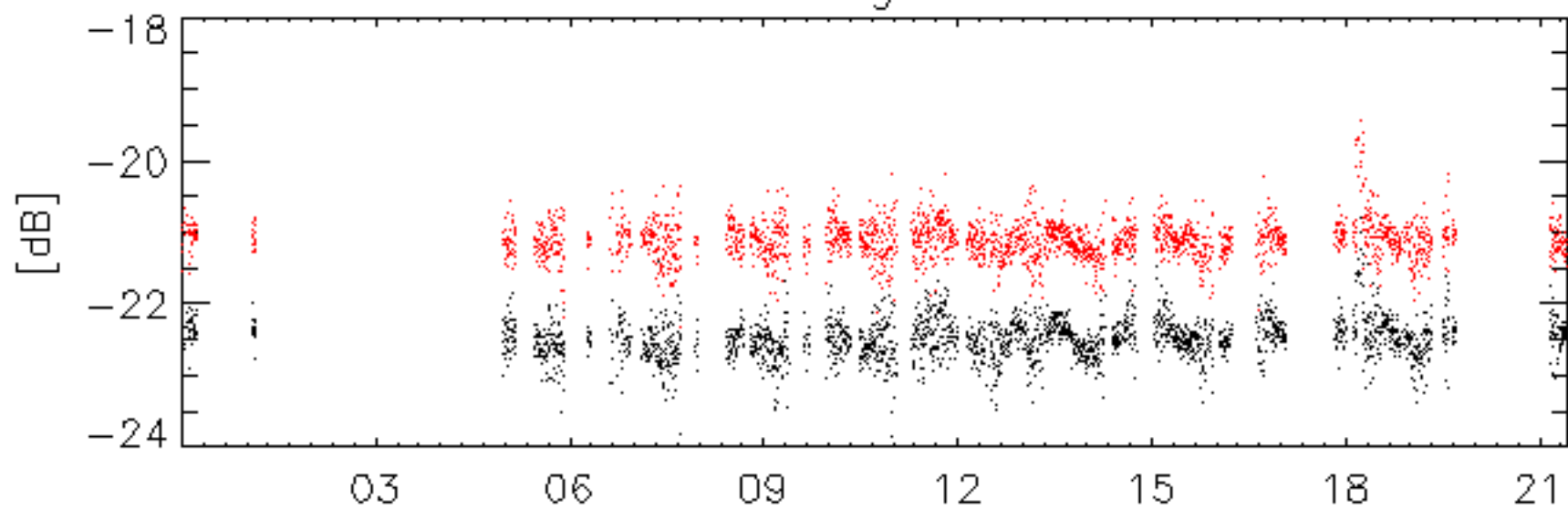
Average P3



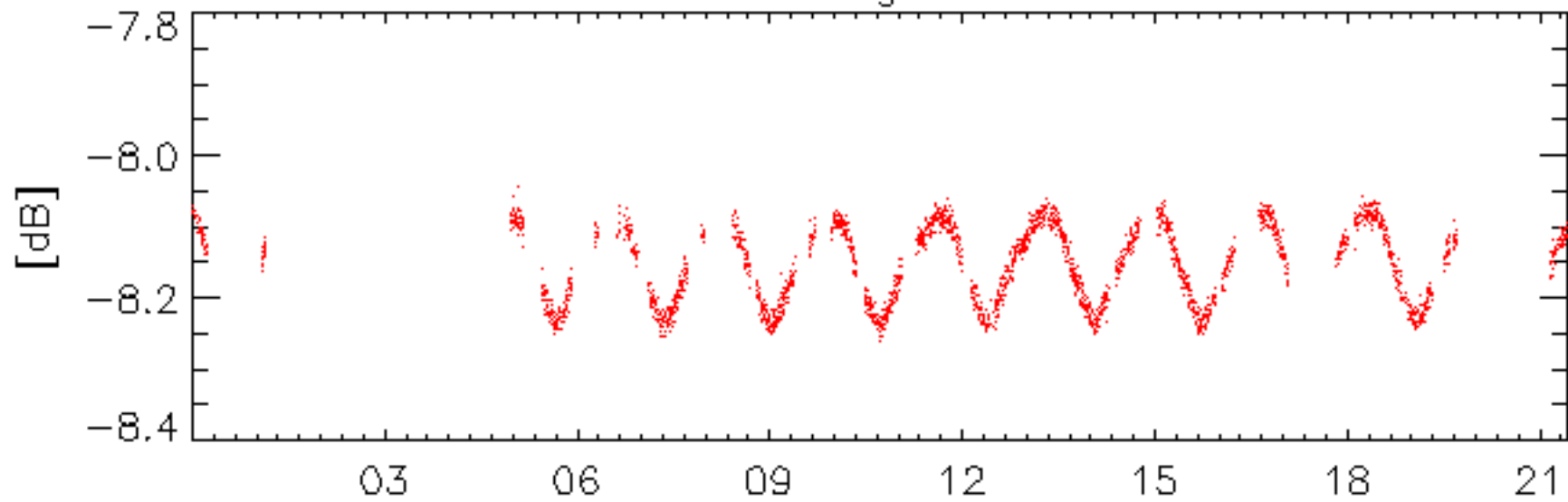
Average P1 (row 3 & row 24)



16-Jan
Average P2



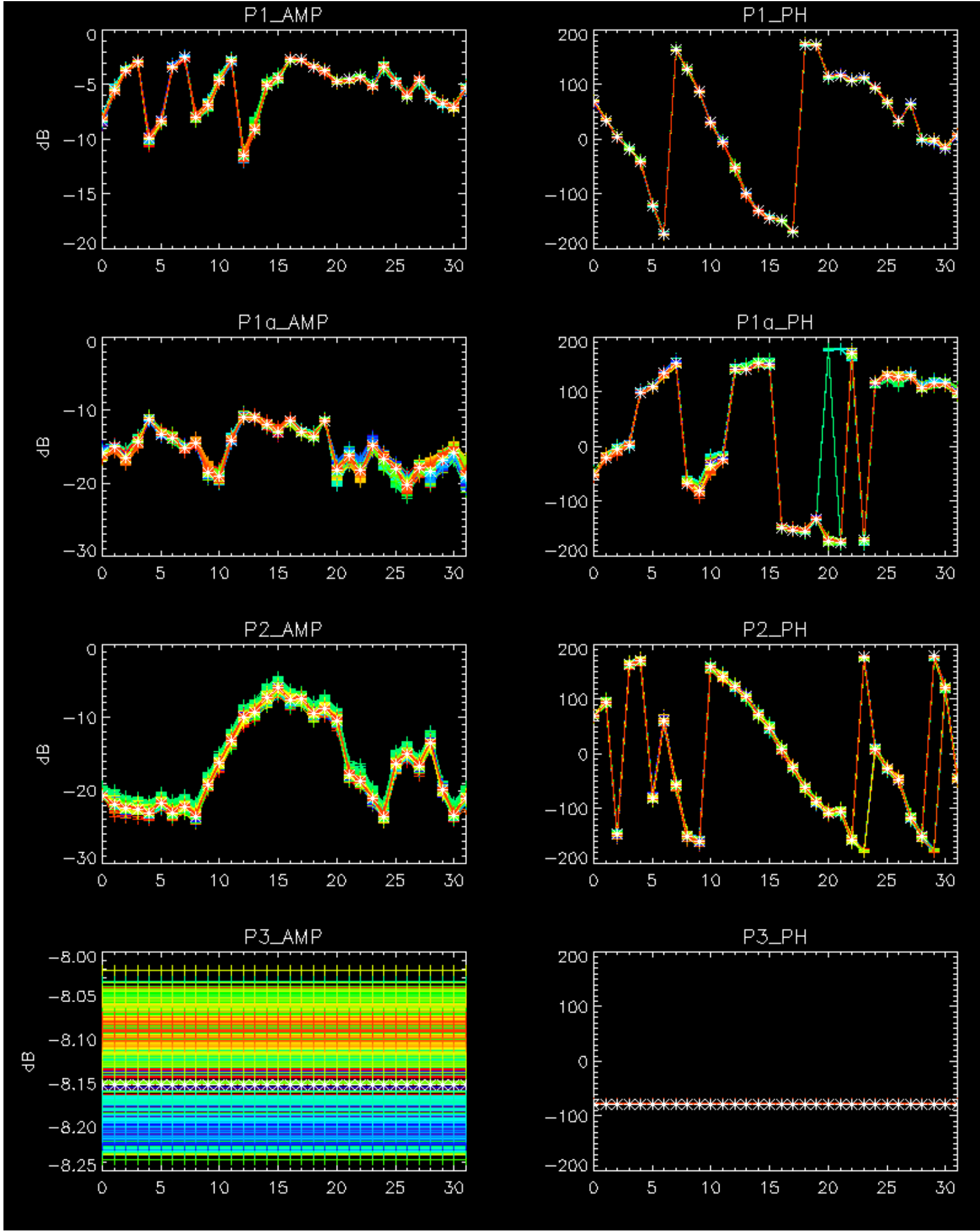
16-Jan
Average P3

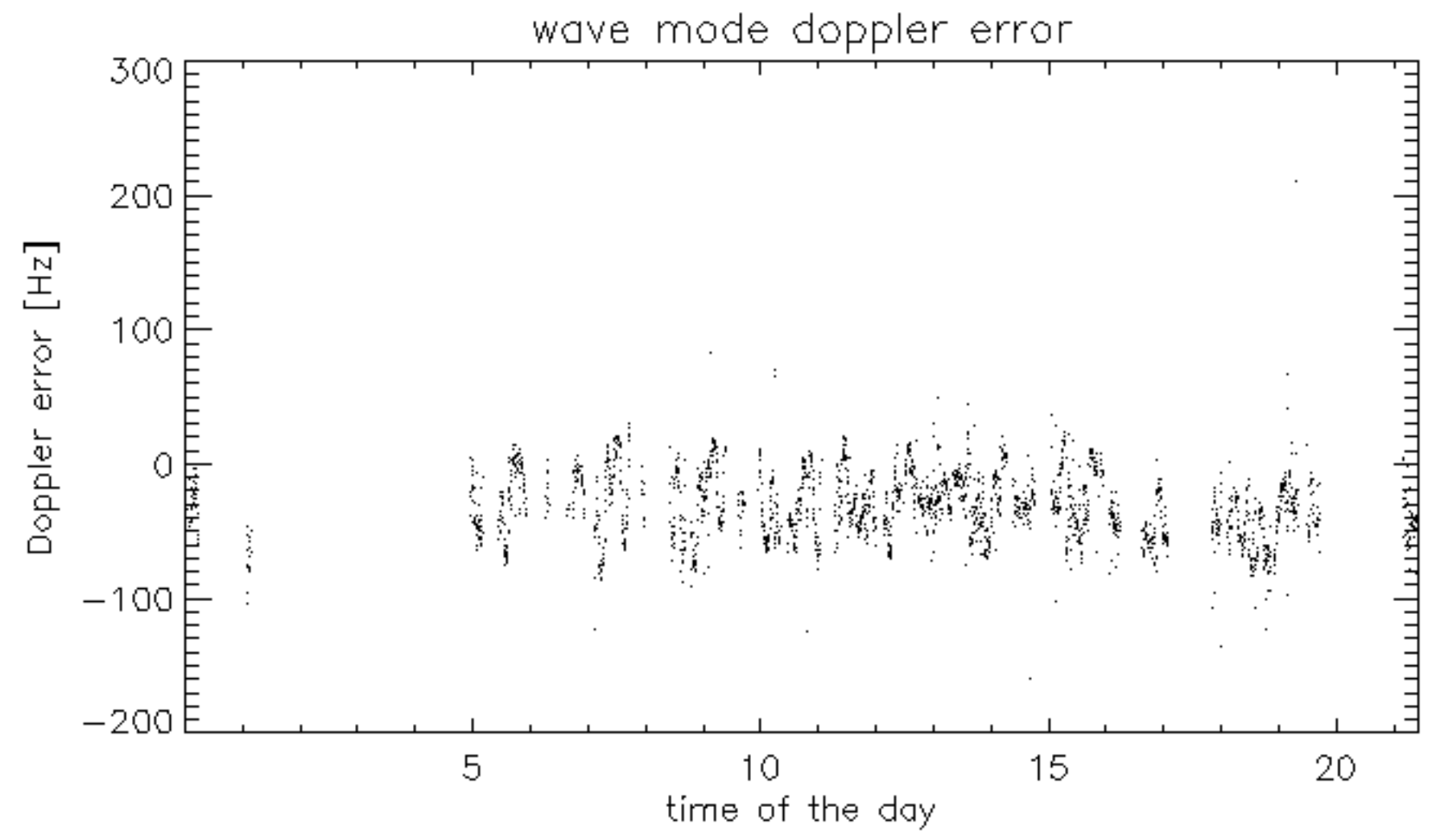
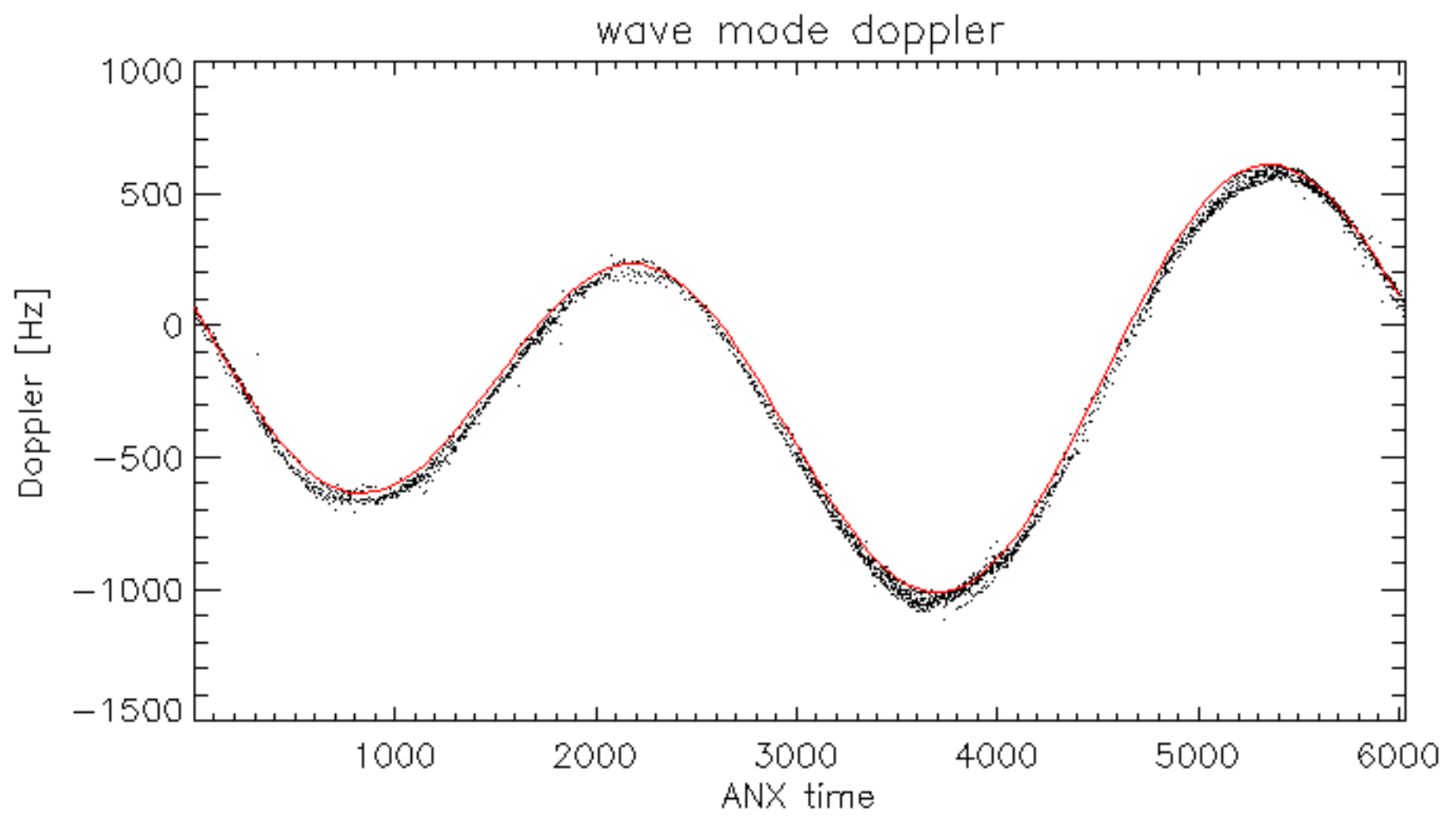


16-Jan

-Preliminary report.The data is not yet controled







-Preliminary report. The data is not yet controled

