

# PRELIMINARY REPORT OF 031227

ATTENTION: This report is automatically generated no comments are provided on data analysis

1. [Introduction](#)
2. [Summary](#)
  - [Instrument Unavailability](#)
  - [Browse Visual Inspection](#)
  - [Module Stepping Results](#)
  - [Data Analysis](#)
3. [Module Stepping](#)
4. [Internal Calibration pulses](#)
  - [Daily statistics \(row 3 and 24\)](#)
  - [Cyclic statistics \(row 3 and 24\)](#)
  - [cal pulses monitoring \(all rows\)](#)
5. [Raw Data Statistics](#)
  - [raw data mean I and Q](#)
  - [raw data stdev I and Q](#)
  - [raw gain imbalance](#)
6. [Wave Doppler analysis](#)
  - [Doppler evolution versus ANX](#)

## 1 - Introduction

This report is based on the analysis of wave mode level-1 cross spectra (ASA\_WVS\_1P) products, which are the available few hours after the acquisition, on the high rate browse (BP) products and on the Module Stepping (MS) product.

## 2 - Summary

### 2.1 - Instrument Unavailability

Preliminary report. Instrument unavailabilities are not yet reported

### 2.2 - Browse Visual Inspection

Preliminary report. Browse are not yet controled

### 2.3 - Data Analysis

### 3 - Module Stepping Mode

-Preliminary report. MS data is not yet controlled

Polarisation	Start Time
V	20031225 202542
H	20031225 202422

#### MSM in V/V polarisation

Pre-launch Reference	DDS-B (2003-06-12) reference
<input type="checkbox"/>	<input type="checkbox"/>
<input type="checkbox"/>	<input type="checkbox"/>
<input type="checkbox"/>	<input type="checkbox"/>
<input type="checkbox"/>	<input type="checkbox"/>

#### MSM in H/H polarisation

Pre-launch Reference	DDS-B (2003-06-12) reference
<input type="checkbox"/>	<input type="checkbox"/>
<input type="checkbox"/>	<input type="checkbox"/>
<input type="checkbox"/>	<input type="checkbox"/>
<input type="checkbox"/>	<input type="checkbox"/>

### 4 - Internal calibration Results

-Preliminary report. The data is not yet controlled

#### 4.1 - Daily statistics

row	stat	AveP1	AveP2	AveP3
3	mean	-3.71288	-22.5294	-8.15753
	stdev	0.00639171	0.0593855	0.00322006
24	mean	-5.10192	-21.1768	-8.15753
	stdev	0.0141493	0.0576007	0.00322006



## 4.2 - Cyclic statistics

row	stat	AveP1	AveP2	AveP3
3	mean	-3.76027	-22.5528	-8.14683
	stdev	0.0837745	0.0715959	0.00523462
24	mean	-5.08936	-21.2048	-8.14683
	stdev	0.0139982	0.0653986	0.00523462



## 4.3 - cal pulses monitoring (all rows)



## 5 - RAW data statistics

-Preliminary report. The data is not yet controlled

### 5.1 - Input mean I/Q

channel	stat	DSS-B
MEAN I	mean	0.000428811
	stdev	3.04852e-07
MEAN Q	mean	0.000289411
	stdev	3.66652e-07



### 5.2 - Input stdev I/Q

channel	stat	DSS-B
STDEV I	mean	0.115656
	stdev	0.00144852
STDEV Q	mean	0.115909
	stdev	0.00146415



### 5.3 - Gain imbalance I/Q



## 6 - Wave Doppler Analysis

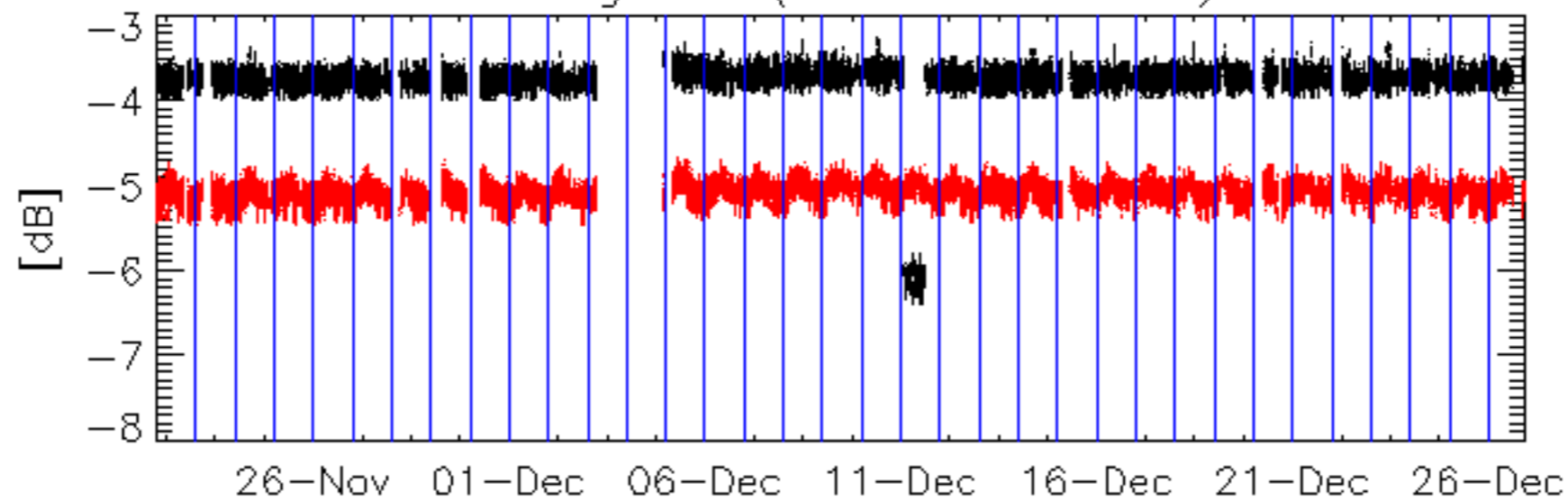
Preliminary report. The data is not yet controlled

### 6.1 - Doppler evolution versus ANX

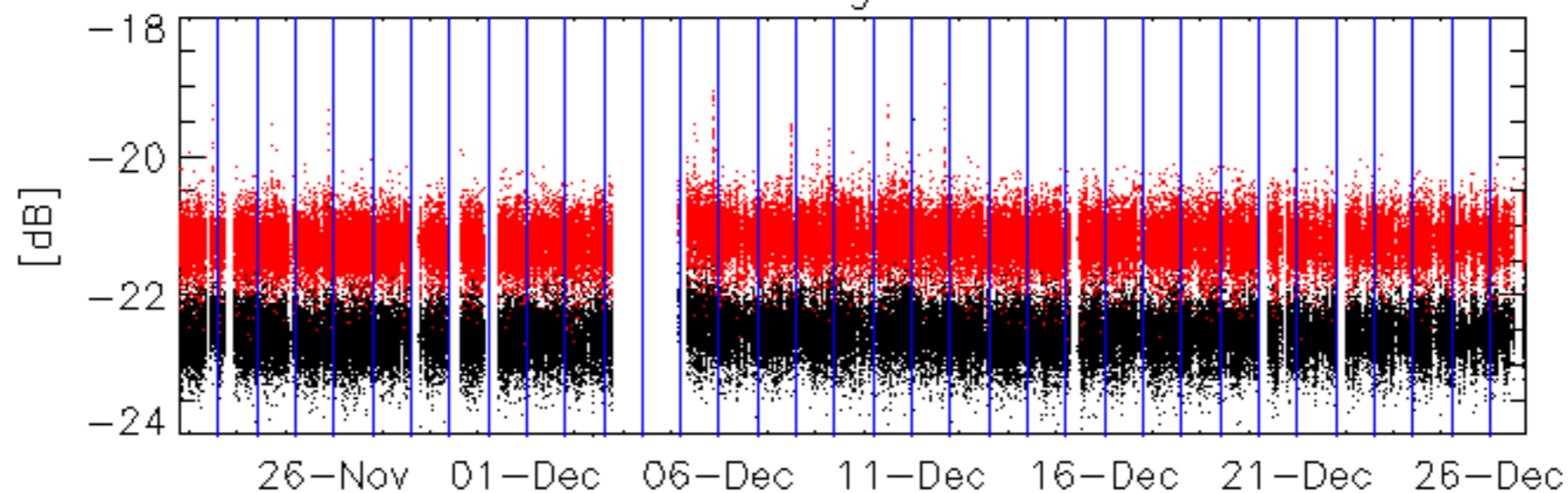
Evolution Doppler error versus ANX



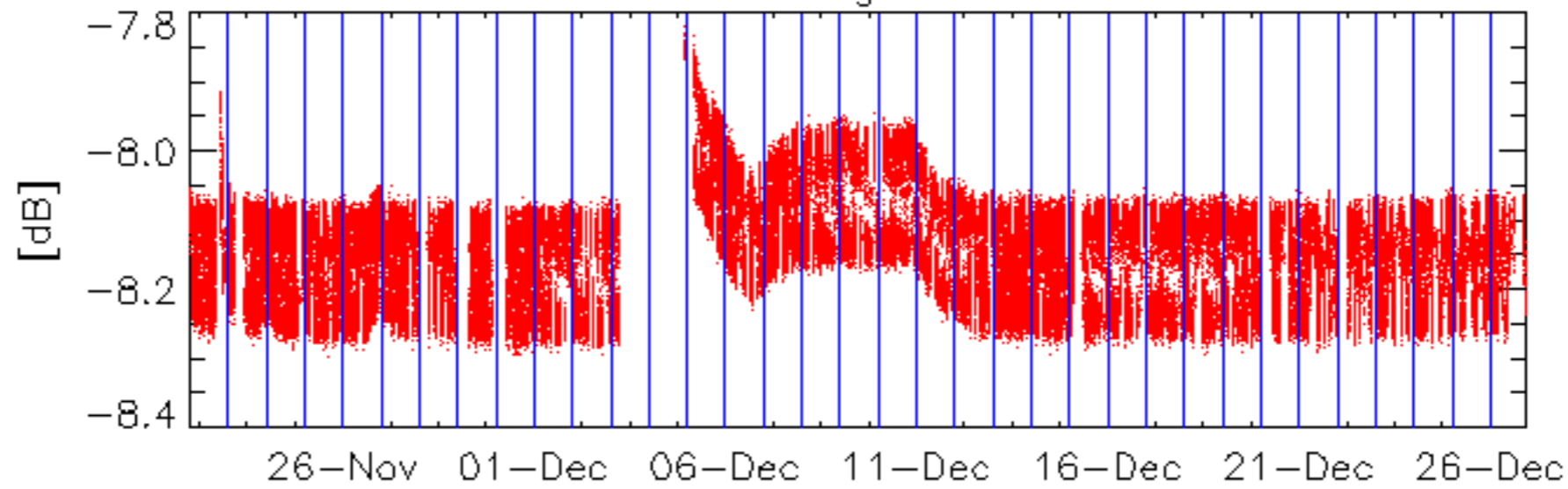
Average P1 (row 3 & row 24)



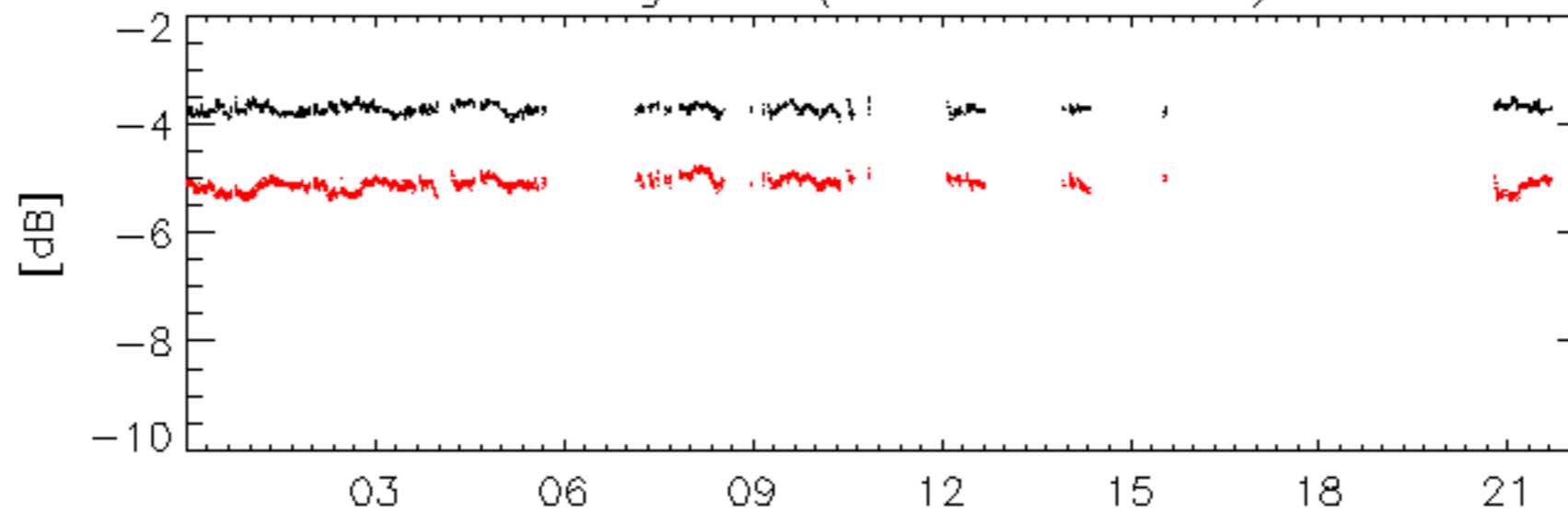
Average P2



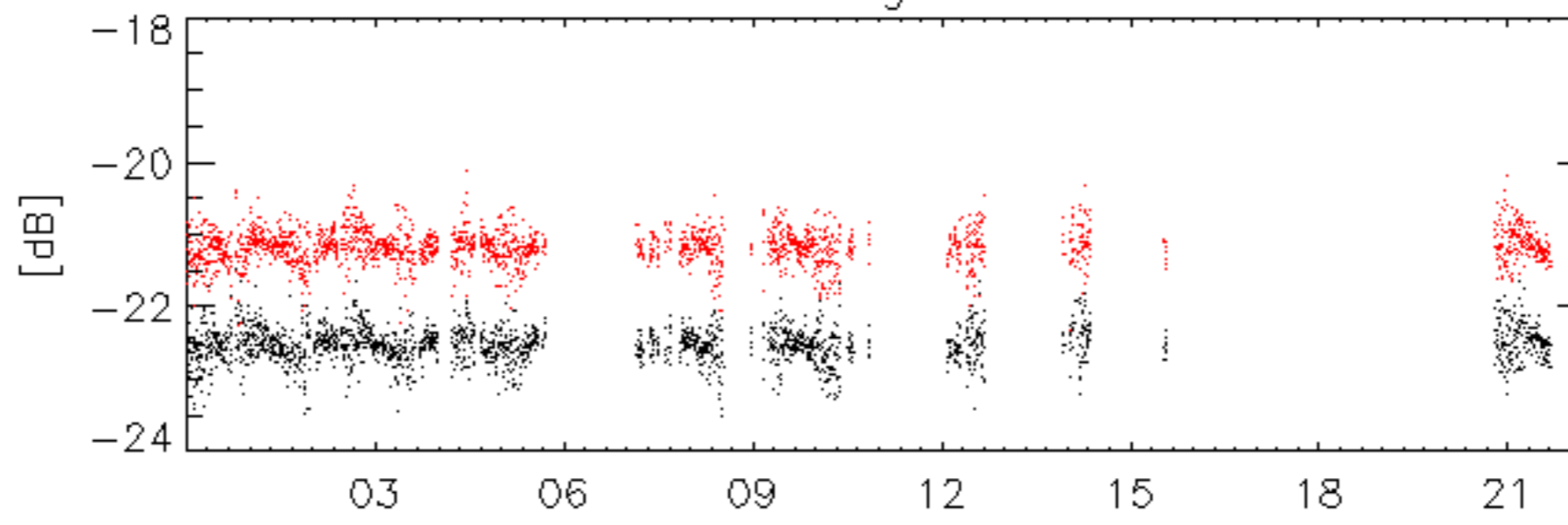
Average P3



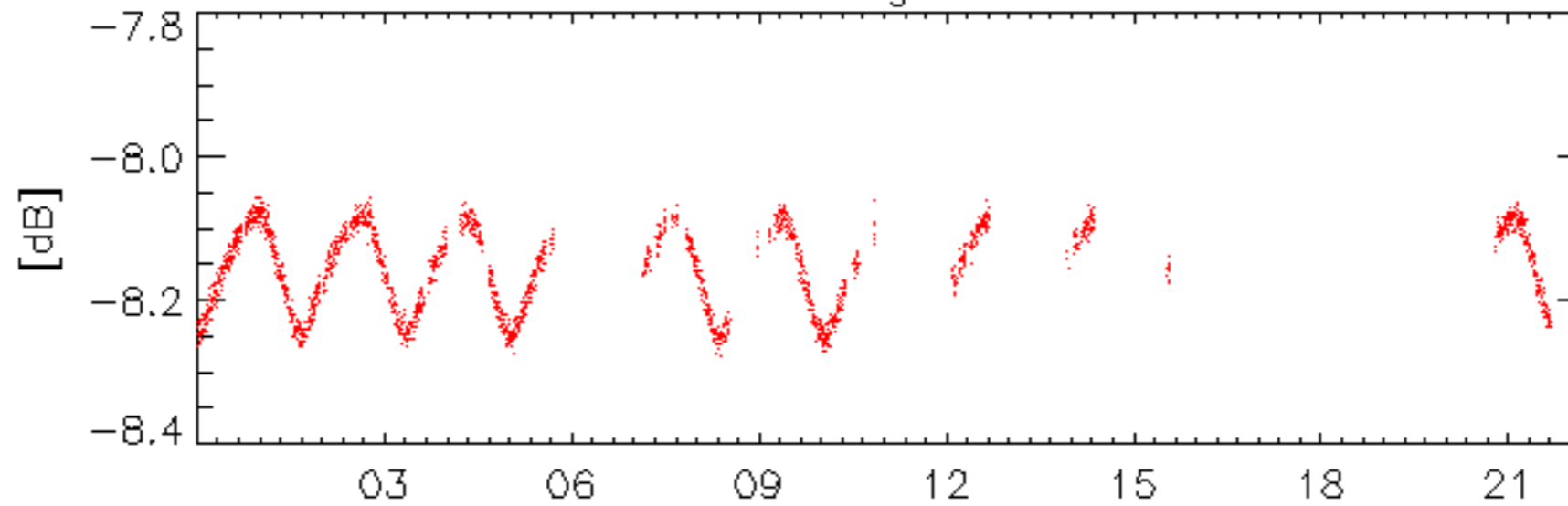
Average P1 (row 3 & row 24)



26-Dec  
Average P2



26-Dec  
Average P3



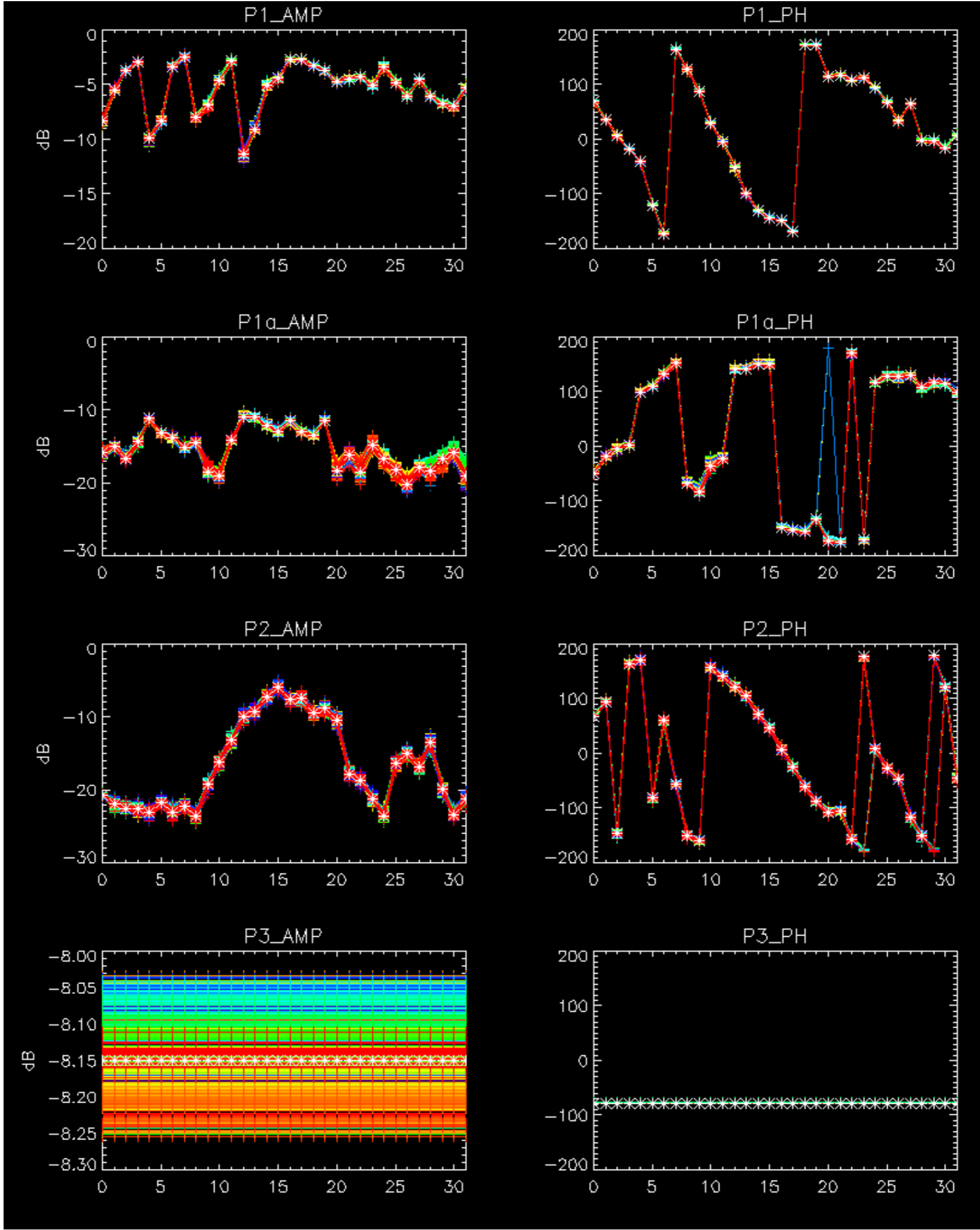
26-Dec



-Preliminary report.The data is not yet controled

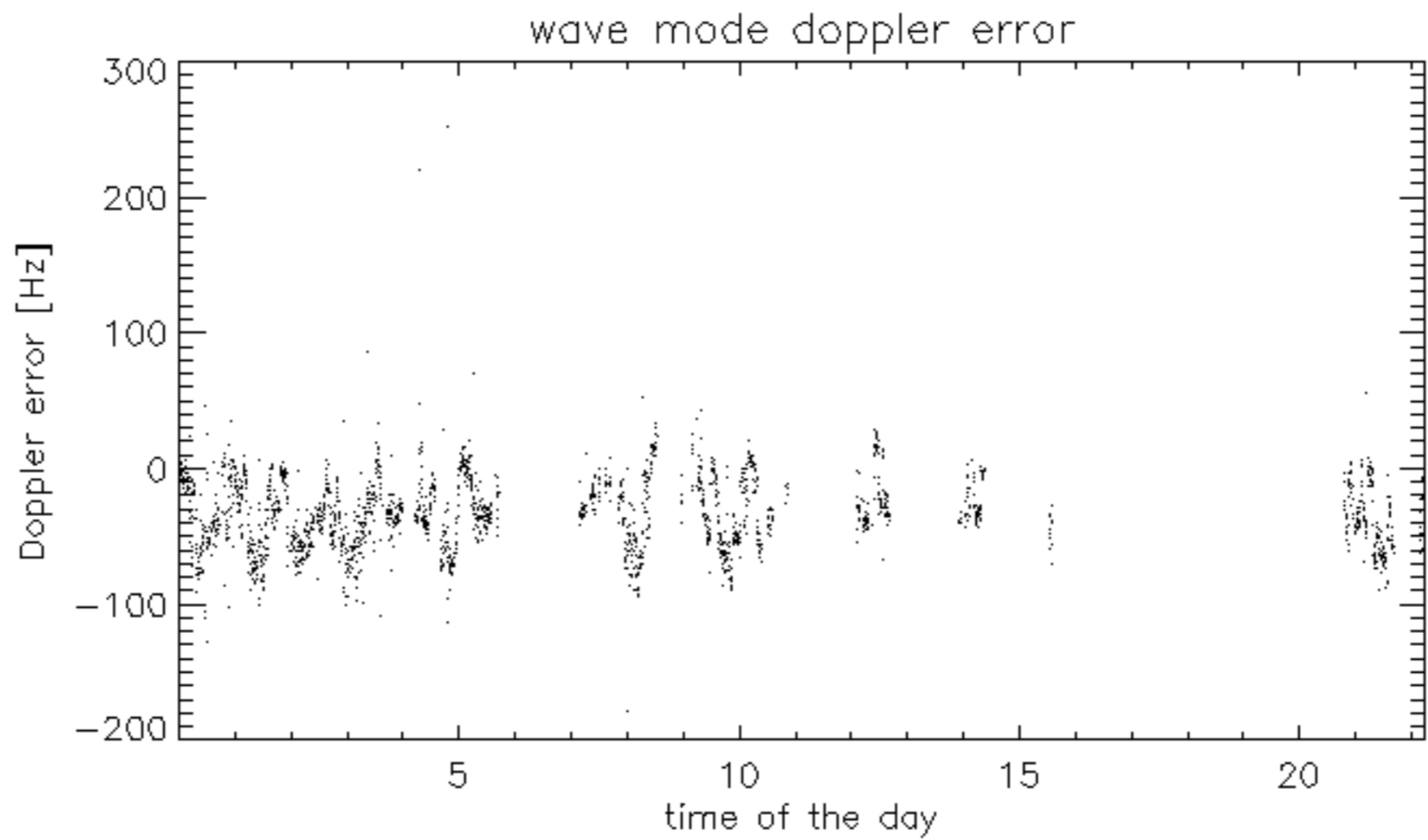
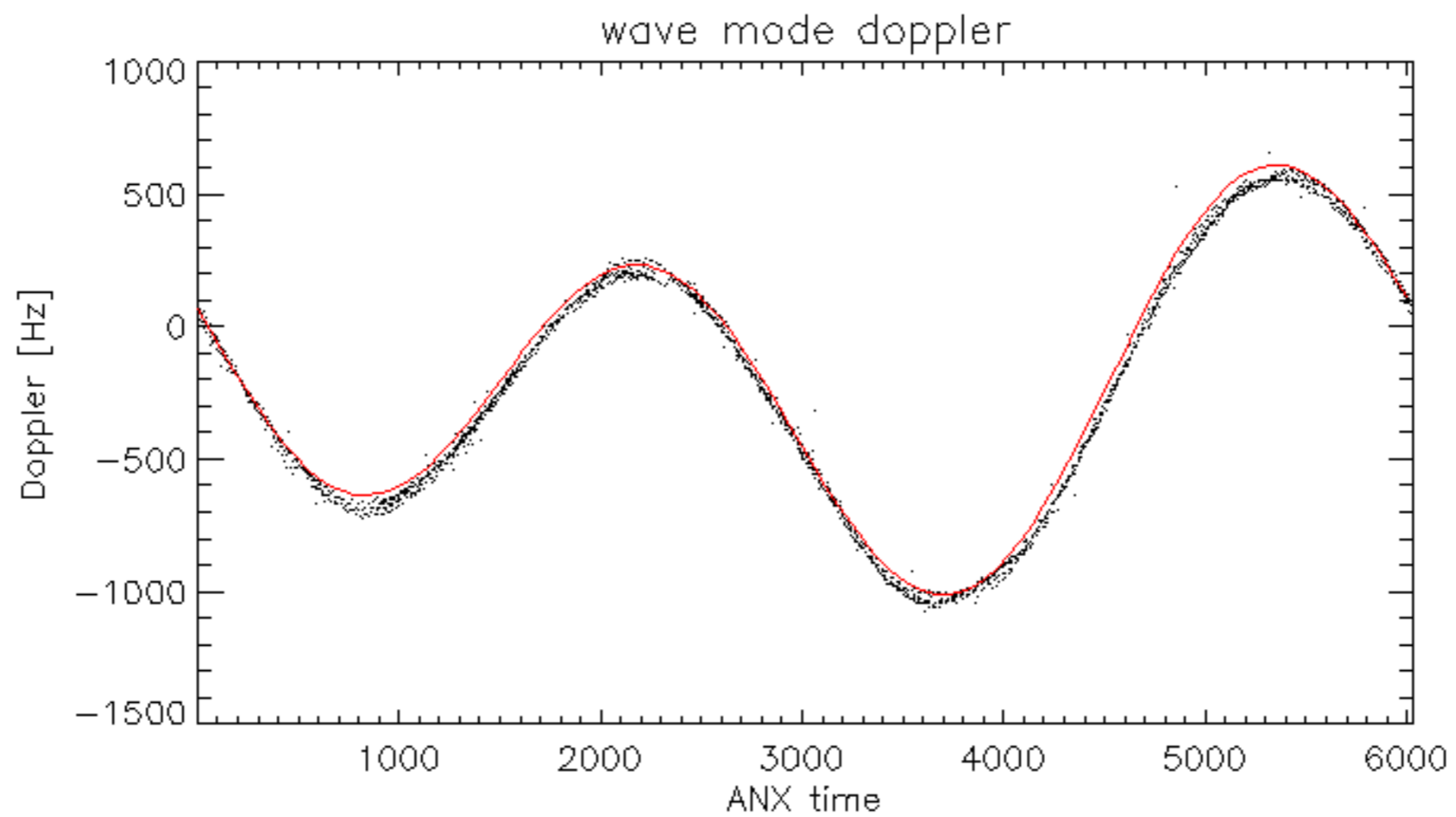














-Preliminary report. The data is not yet controled



















