

PRELIMINARY REPORT OF 031225

ATTENTION: This report is automatically generated no comments are provided on data analysis

1. [Introduction](#)
2. [Summary](#)
 - [Instrument Unavailability](#)
 - [Browse Visual Inspection](#)
 - [Module Stepping Results](#)
 - [Data Analysis](#)
3. [Module Stepping](#)
4. [Internal Calibration pulses](#)
 - [Daily statistics \(row 3 and 24\)](#)
 - [Cyclic statistics \(row 3 and 24\)](#)
 - [cal pulses monitoring \(all rows\)](#)
5. [Raw Data Statistics](#)
 - [raw data mean I and Q](#)
 - [raw data stdev I and Q](#)
 - [raw gain imbalance](#)
6. [Wave Doppler analysis](#)
 - [Doppler evolution versus ANX](#)

1 - Introduction

This report is based on the analysis of wave mode level-1 cross spectra (ASA_WVS_1P) products, which are the available few hours after the acquisition, on the high rate browse (BP) products and on the Module Stepping (MS) product.

2 - Summary

2.1 - Instrument Unavailability

Preliminary report. Instrument unavailabilities are not yet reported

2.2 - Browse Visual Inspection

Preliminary report. Browse are not yet controled

2.3 - Data Analysis

3 - Module Stepping Mode

-Preliminary report. MS data is not yet controlled

Polarisation	Start Time
V	20031223 194820
H	20031223 194700

MSM in V/V polarisation

Pre-launch Reference	DDS-B (2003-06-12) reference
<input type="checkbox"/>	<input type="checkbox"/>
<input type="checkbox"/>	<input type="checkbox"/>
<input type="checkbox"/>	<input type="checkbox"/>
<input type="checkbox"/>	<input type="checkbox"/>

MSM in H/H polarisation

Pre-launch Reference	DDS-B (2003-06-12) reference
<input type="checkbox"/>	<input type="checkbox"/>
<input type="checkbox"/>	<input type="checkbox"/>
<input type="checkbox"/>	<input type="checkbox"/>
<input type="checkbox"/>	<input type="checkbox"/>

4 - Internal calibration Results

-Preliminary report. The data is not yet controlled

4.1 - Daily statistics

row	stat	AveP1	AveP2	AveP3
3	mean	-3.72143	-22.5559	-8.16539
	stdev	0.00704523	0.0615107	0.00338464
24	mean	-5.08598	-21.1891	-8.16539
	stdev	0.0110065	0.0553254	0.00338464



4.2 - Cyclic statistics

row	stat	AveP1	AveP2	AveP3
3	mean	-3.76167	-22.5544	-8.14699
	stdev	0.0831633	0.0721190	0.00527935
24	mean	-5.09080	-21.2091	-8.14699
	stdev	0.0140574	0.0655465	0.00527935



4.3 - cal pulses monitoring (all rows)



5 - RAW data statistics

-Preliminary report. The data is not yet controlled

5.1 - Input mean I/Q

channel	stat	DSS-B
MEAN I	mean	0.000335877
	stdev	1.17752e-05
MEAN Q	mean	0.000197617
	stdev	1.17831e-05



5.2 - Input stdev I/Q

channel	stat	DSS-B
STDEV I	mean	0.115985
	stdev	0.00152363
STDEV Q	mean	0.116237
	stdev	0.00153869



5.3 - Gain imbalance I/Q



6 - Wave Doppler Analysis

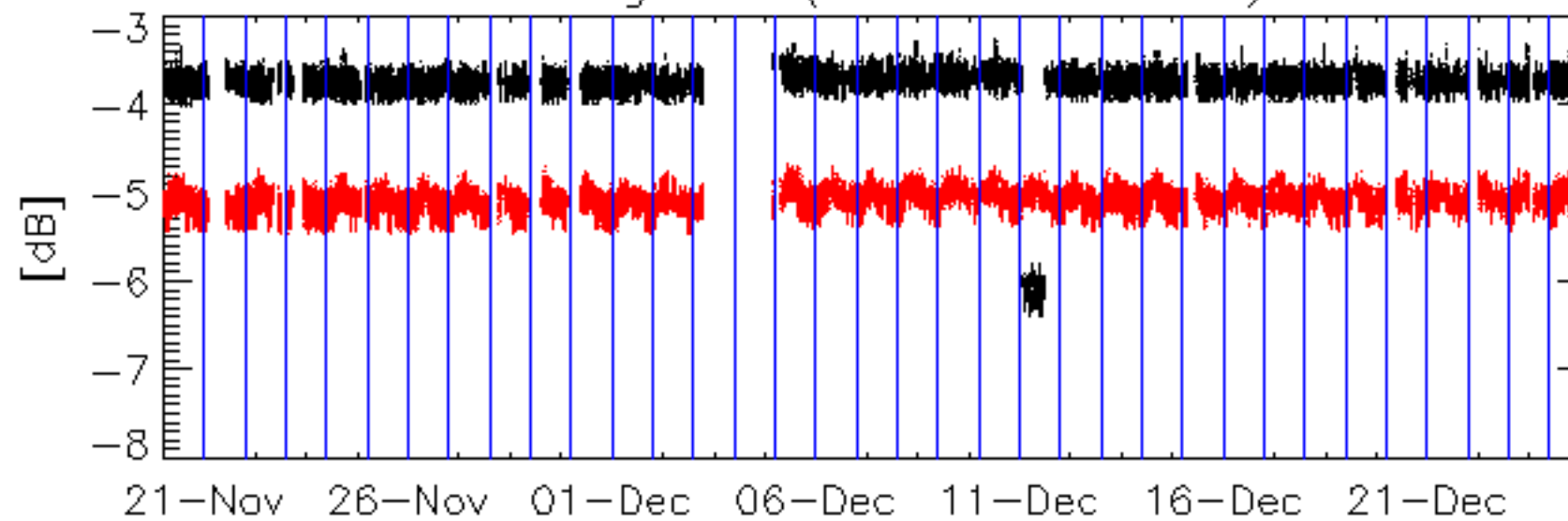
Preliminary report. The data is not yet controlled

6.1 - Doppler evolution versus ANX

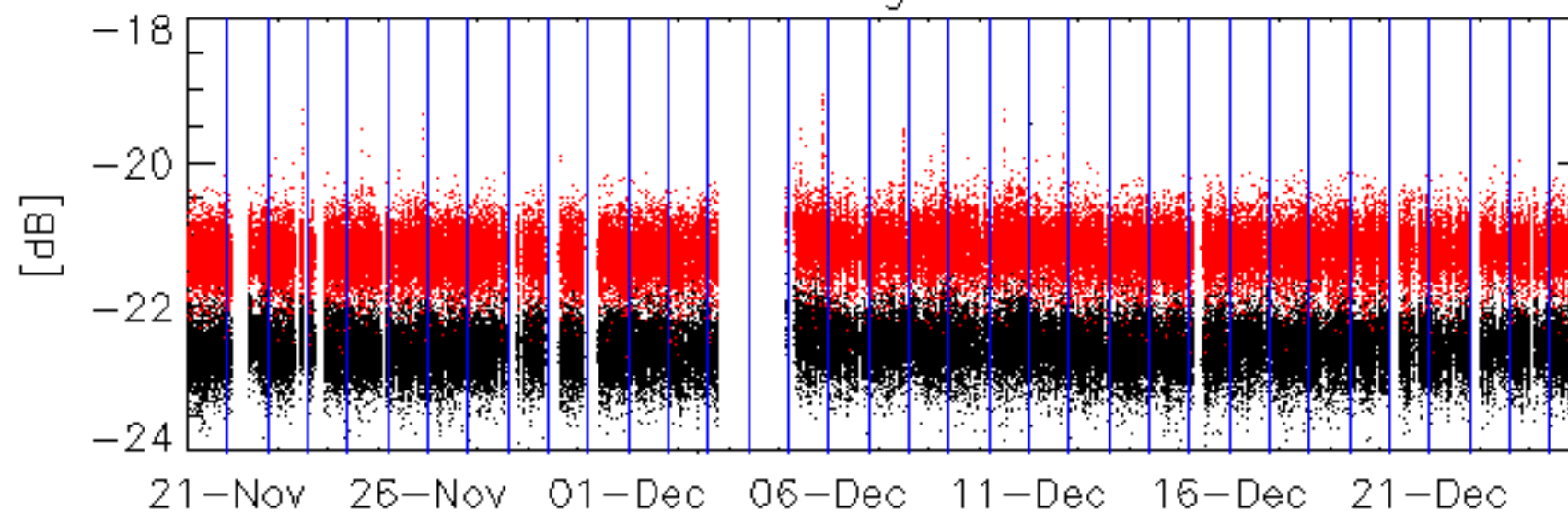
Evolution Doppler error versus ANX



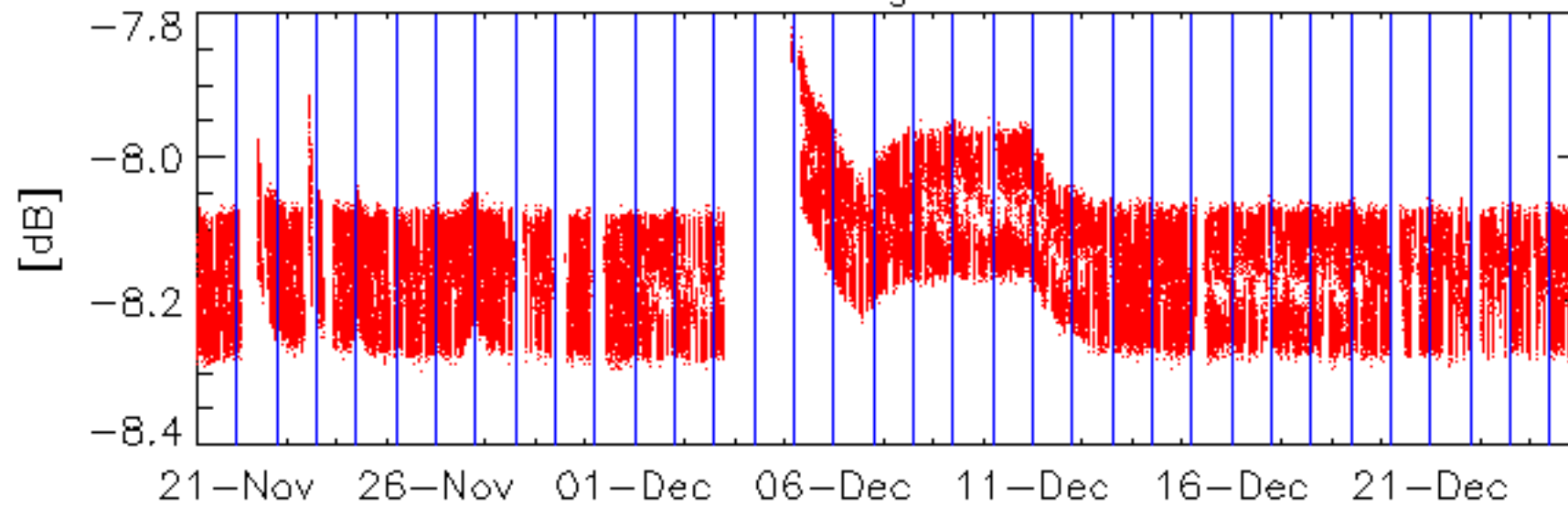
Average P1 (row 3 & row 24)



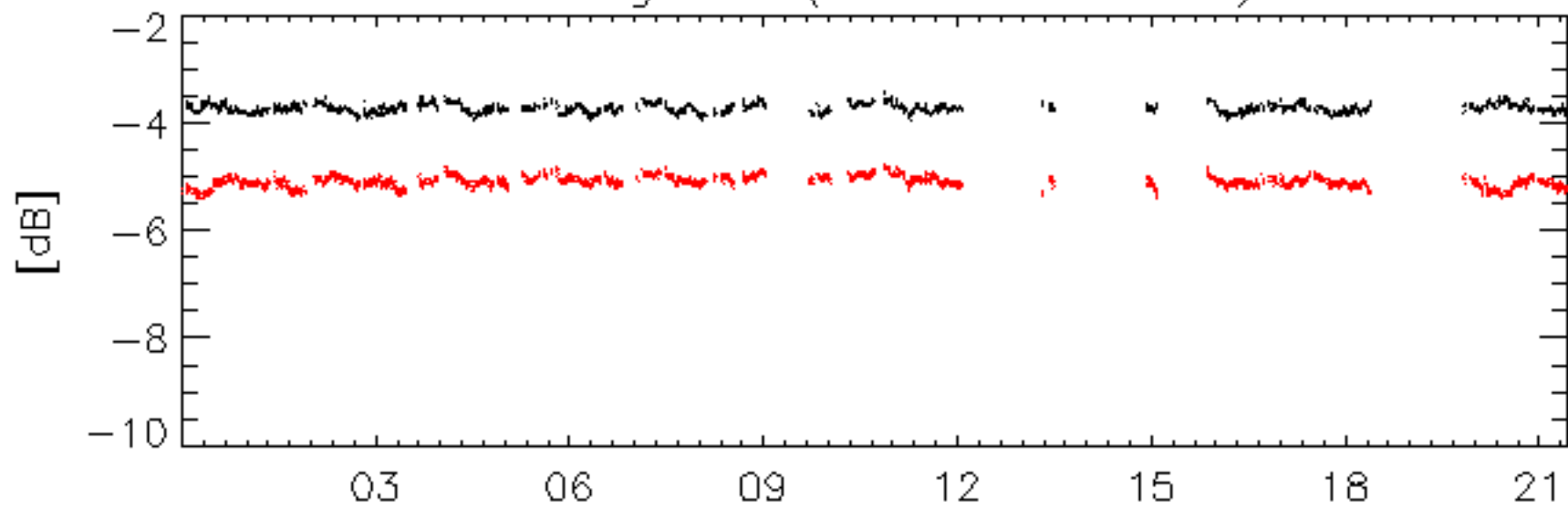
Average P2



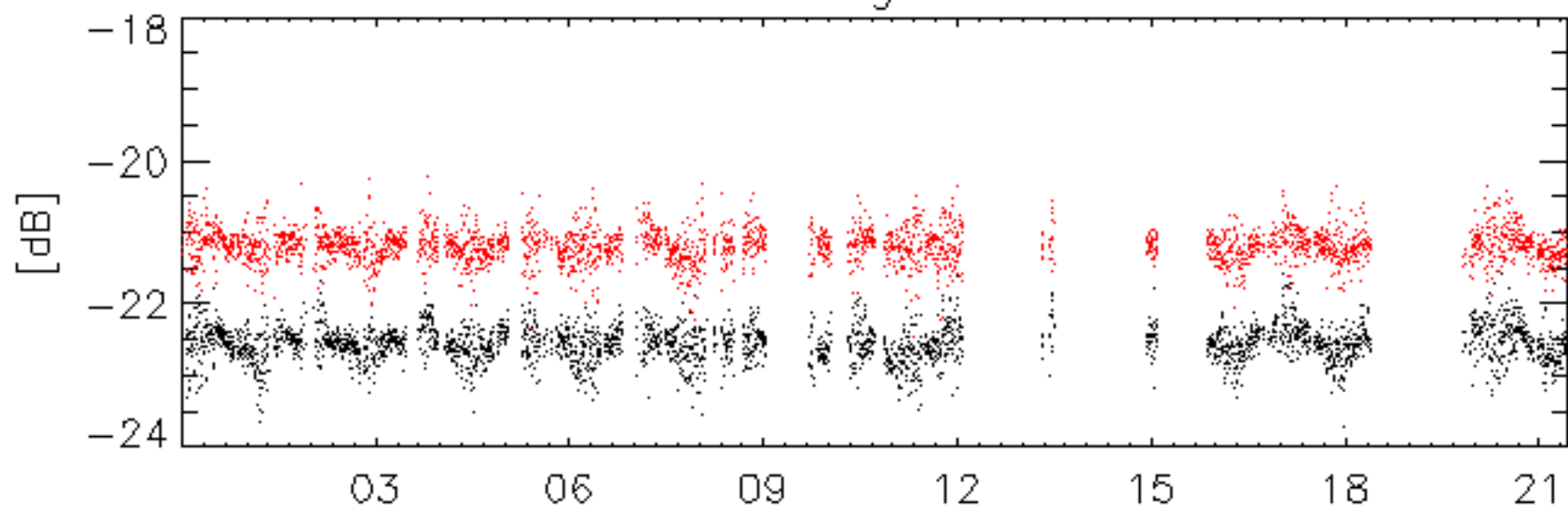
Average P3



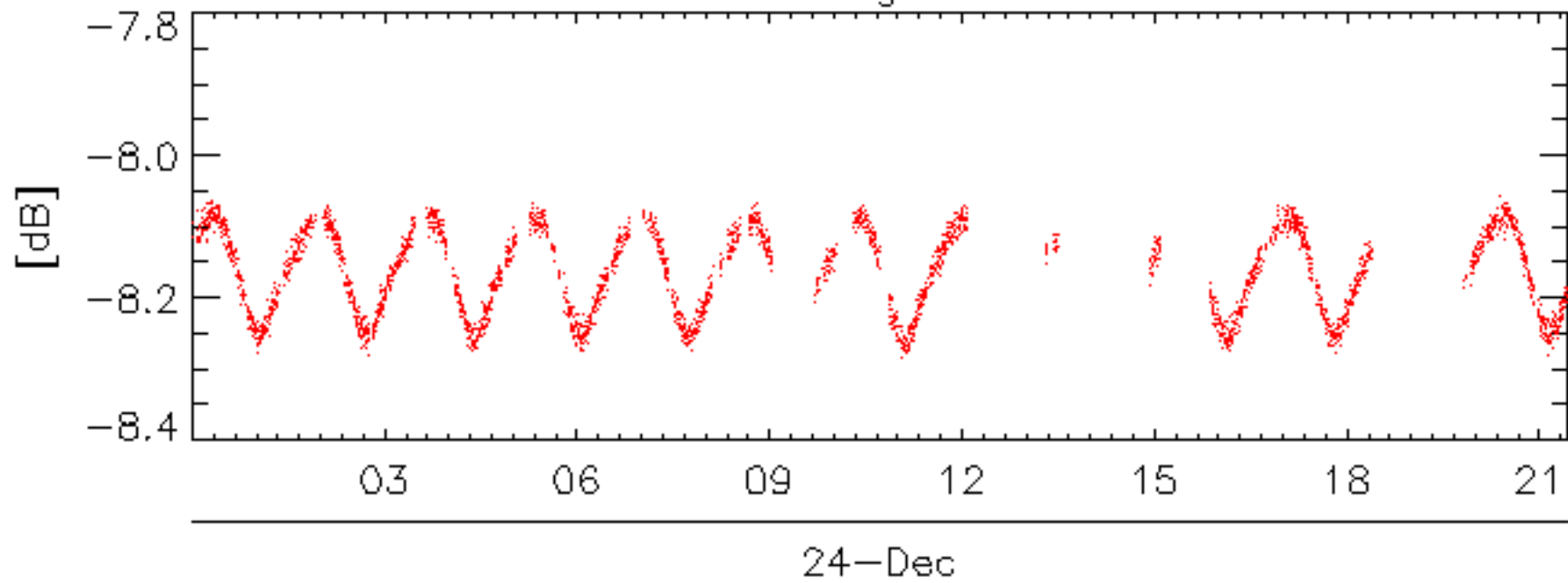
Average P1 (row 3 & row 24)



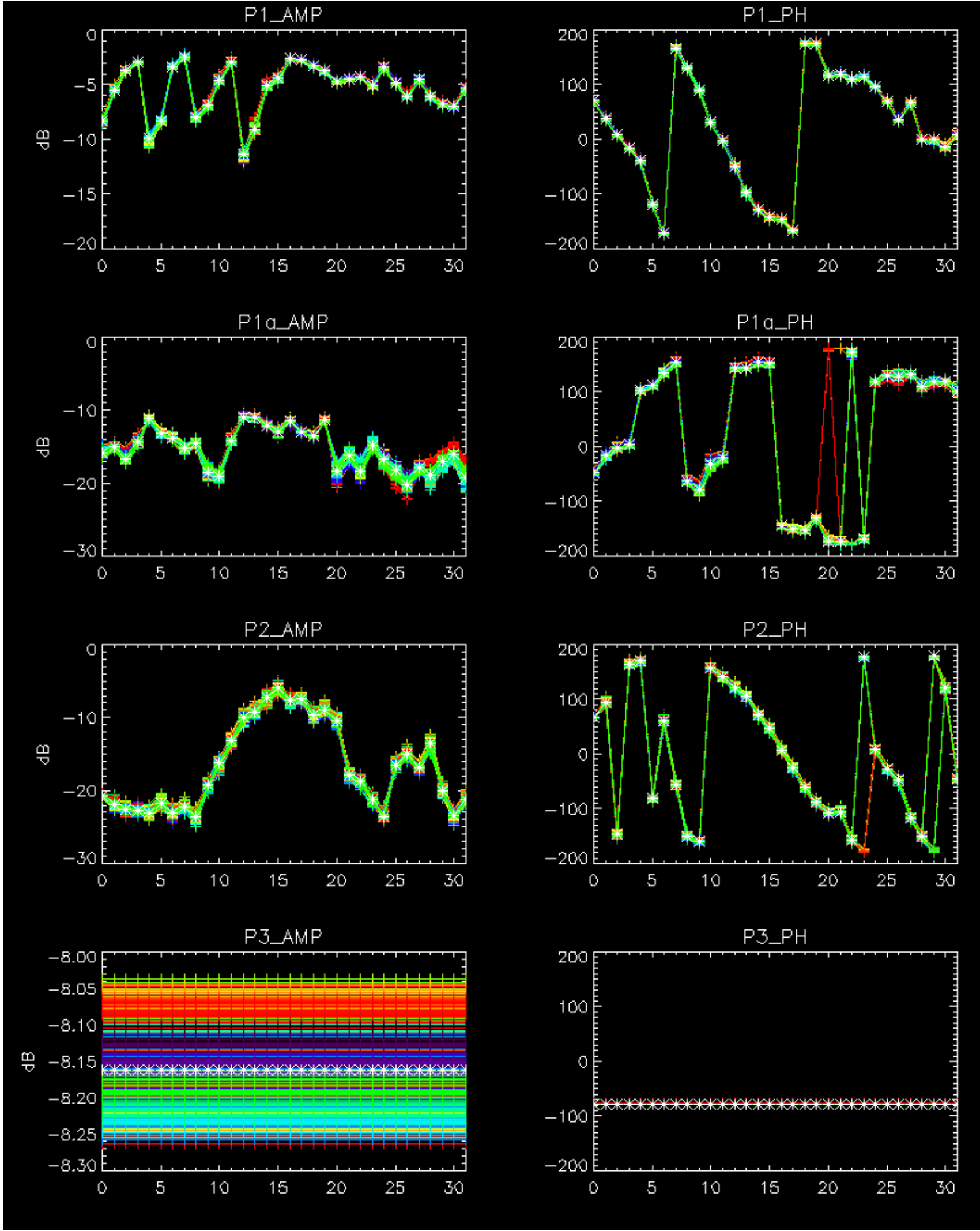
24-Dec
Average P2

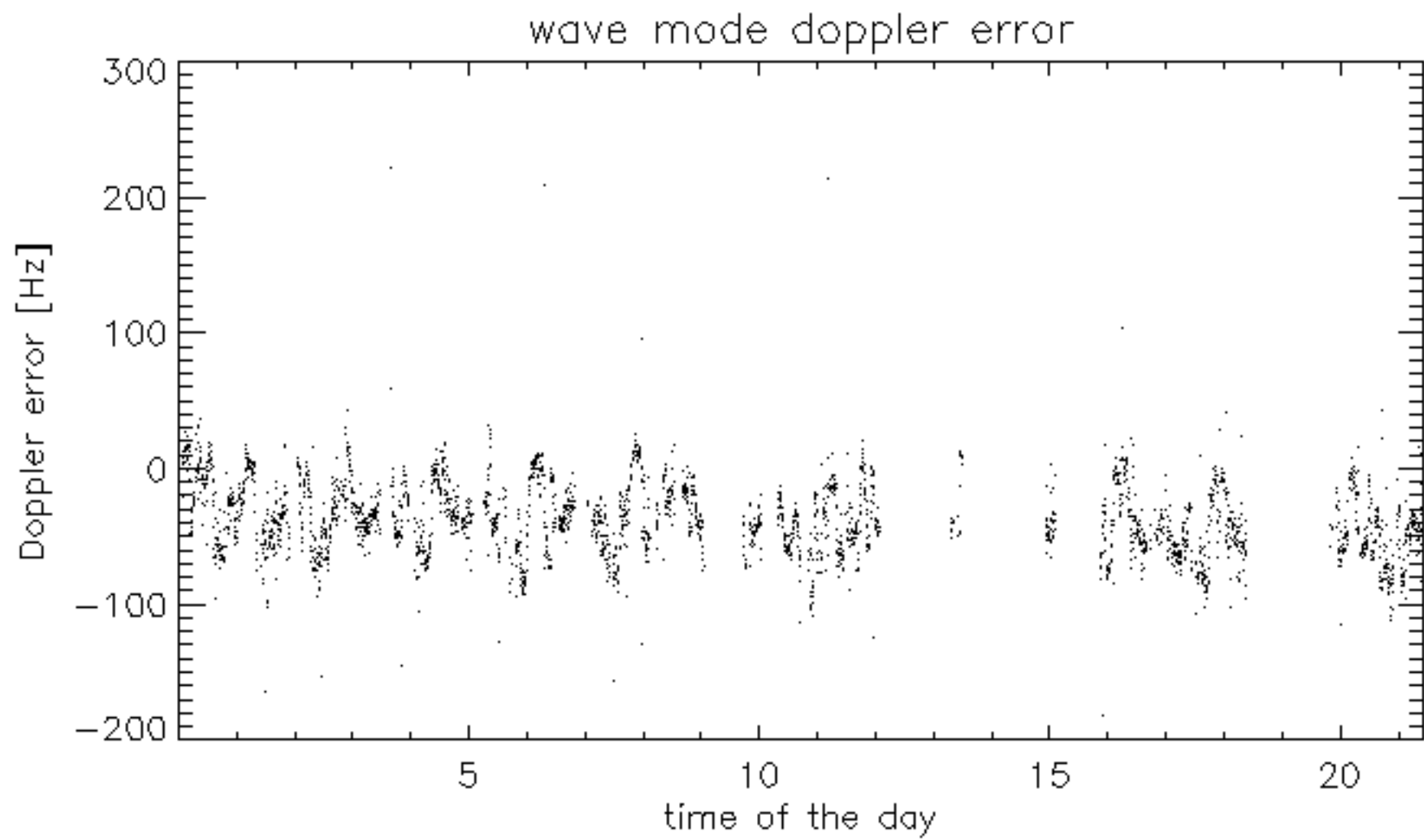
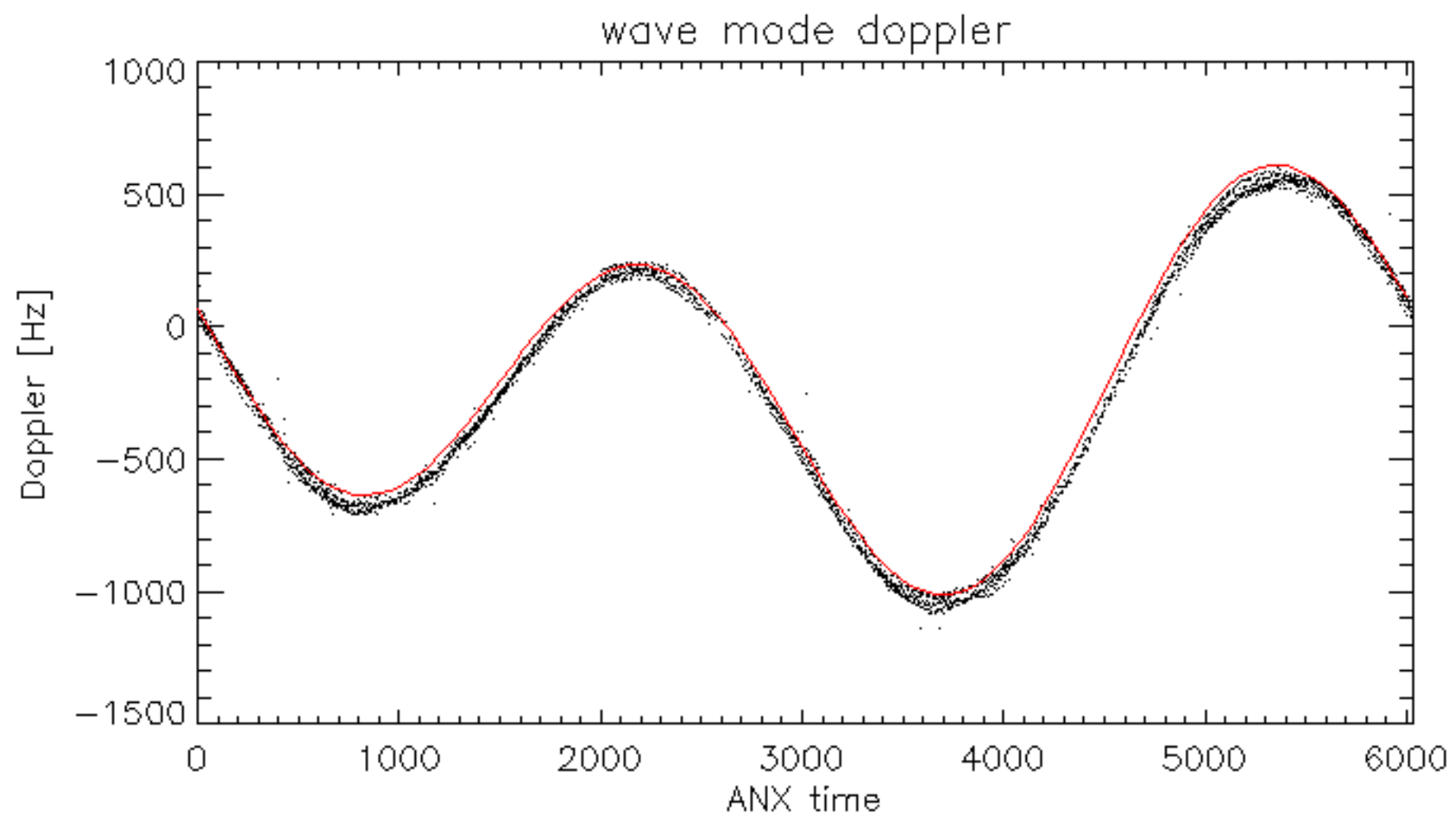


24-Dec
Average P3



-Preliminary report.The data is not yet controled





-Preliminary report. The data is not yet controled

