

### 1. Overview

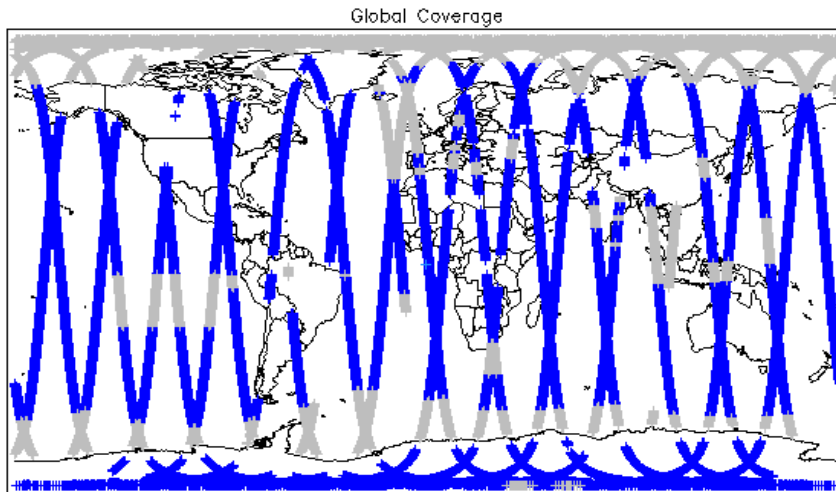
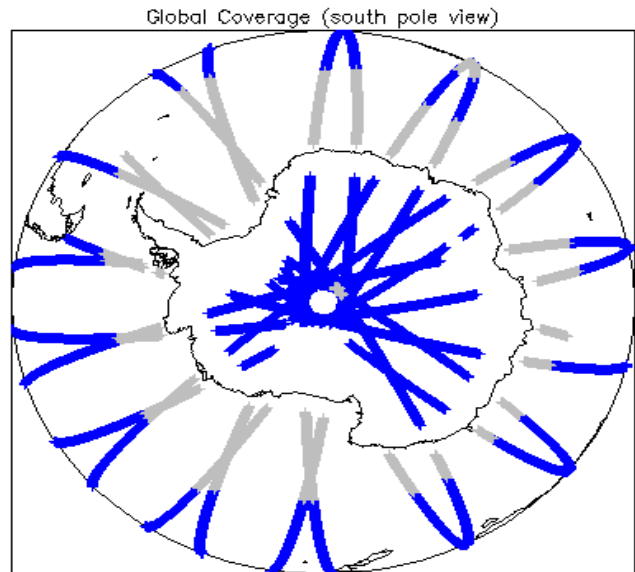
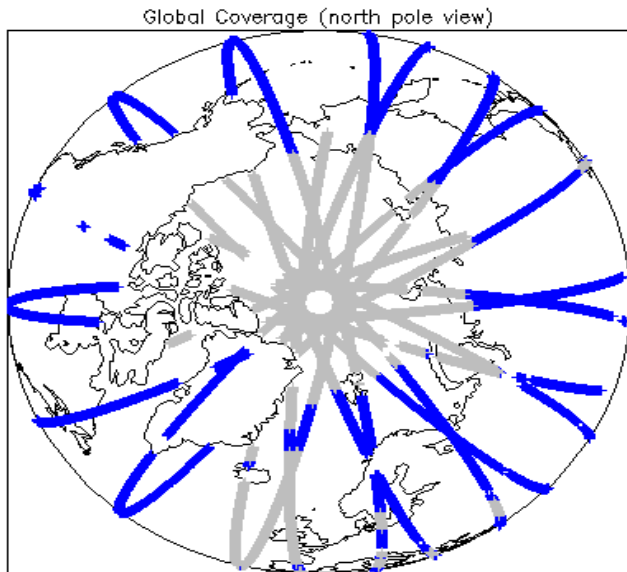
Report Production Date:	14-Aug-2014
Data Used:	Intermediate Ocean Products (IOP) L1B and L2 Science Data

Check	Status
Server check: science-pds.cryosat.esa.int	Nominal
Server check: calval-pds.cryosat.esa.int	Nominal
Product Software Check	Nominal
Product Format Check	Nominal
Product Header Analysis	Nominal
Auxiliary Data File Usage Check	Nominal
Auxiliary Correction Error Check	Nominal
Measurement Confidence Data Check	See Section 4.5, 4.6, 5.5 and 5.6

#### Mission / Instrument News

11-Aug-2014	None
12-Aug-2014	None
13-Aug-2014	Nothing planned

### 2. Global Coverage



Mode Coverage	
<span style="background-color: blue; width: 15px; height: 10px; display: inline-block;"></span>	LRM
<span style="background-color: grey; width: 15px; height: 10px; display: inline-block;"></span>	SAR

### 3. Instrument Configuration

The SIRAL instrument configuration for the day of acquisition is provided below.

SIRAL instrument(s) in use:	SIRAL - A
-----------------------------	-----------

### 4. IOP Level 1B Data Quality Check

#### 4.1 L1B Product Format Check

Each product, retrieved and unpacked from the science server, is checked to ensure it consists of both an XML header file (.HDR) and a binary product file (.DBL).

Number of products with errors: 0

#### 4.2 L1B Product Header Analysis

For all products, a series of pre-defined checks are performed on the MPH and SPH in order to identify any inconsistencies and/or errors raised by the ground-segment processing chain.

Number of products with errors: 0

### 4.3 L1B Auxiliary Data File Usage Check

Each product is checked for missing Data Set Descriptors with respect to a pre-determined baseline and also to check the validity of Auxiliary Data Files is correct.

Number of products with errors: 0

### 4.4 L1B Auxiliary Correction Error Check

Each product is checked to detect auxiliary corrections flagged by the ground-station processing chain as missing or containing errors.

Number of products with errors: 0

### 4.5 L1B Measurement Confidence Data Check

CryoSat L1B data includes a measurement confidence flag (field 12) for each measurement record. The bit value of this flag indicates any problems when set.

Number of products with errors: 4

Product	Test Failed	Description
CS_OFFL_SIR_IOP_1B_20140812T050324_20140812T052259_B001	Power scaling error	There has been an error in the scaling of the L1B waveform
CS_OFFL_SIR_IOP_1B_20140812T091708_20140812T092135_B001	Power scaling error	There has been an error in the scaling of the L1B waveform
CS_OFFL_SIR_IOP_1B_20140812T183654_20140812T183700_B001	Power scaling error	There has been an error in the scaling of the L1B waveform
CS_OFFL_SIR_IOP_1B_20140812T183939_20140812T183945_B001	Power scaling error	There has been an error in the scaling of the L1B waveform

### 4.6 L1B Waveform Group Data Check

CryoSat L1B data includes a waveform data flag (field 65) for each measurement record. The bit value of this flag indicates any problems when set.

**Loss of Echo Flag:** This flag is currently set for a large number of products over land, indicating that the tracking echo is missing.

Number of products with errors: 38

## 5. IOP Level 2 Data Quality Check

### 5.1 L2 Product Format Check

Each product, retrieved and unpacked from the science server, is checked to ensure it consists of both an XML header file (.HDR) and a binary product file (.DBL)

Number of products with errors: 0

### 5.2 L2 Product Header Analysis

For all products, a series of pre-defined checks are performed on the MPH and SPH in order to identify any inconsistencies and/or errors raised by the ground-segment processing chain.

Number of products with errors: 0

### 5.3 L2 Auxiliary Data File Usage Check

Each product is checked for missing Data Set Descriptors with respect to a pre-determined baseline and also to check the validity of Auxiliary Data Files is correct.

Number of products with errors: 0

### 5.4 L2 Measurement Confidence Data Check

CryoSat L2 data includes a quality flag (field 14) for each 20-Hz measurement record. The bit value of this flag is an assessment of the measurement quality by the processing chains.

Number of products with errors: 0

### 5.5 L2 Range Measurement Check

Each product is checked to detect range measurements flagged by the processing chain as missing or containing errors.

**Ocean Range Averaging Status Flag:** This flag is currently set for products over land and sea ice, but this is to be expected.

**Ice Range Averaging Status Flag:** This flag is currently set for some products over land and continental ice.

Number of products with errors: 183

### 5.6 L2 SWH and Backscatter Measurement Check

Each product is checked to detect parameters related to SWH and sigma0 that are flagged by the processing chain as missing or containing errors.

**SWH Averaging Status Flag:** This flag is currently set for products over land and sea ice, but this is to be expected.

**Ocean Backscatter Averaging Status Flag:** This flag is currently set for products over land and sea ice, but this is to be expected.

**Ice Backscatter Averaging Status Flag:** This flag is currently set for some products over land and continental ice.

Number of products with errors: 170