

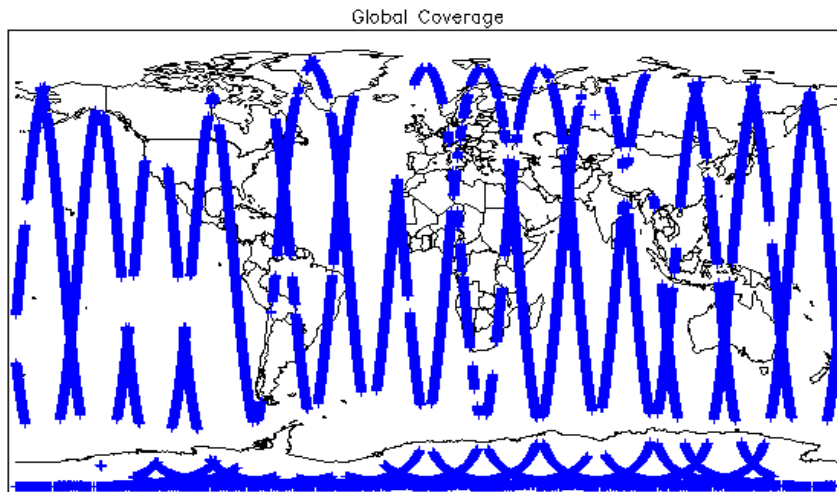
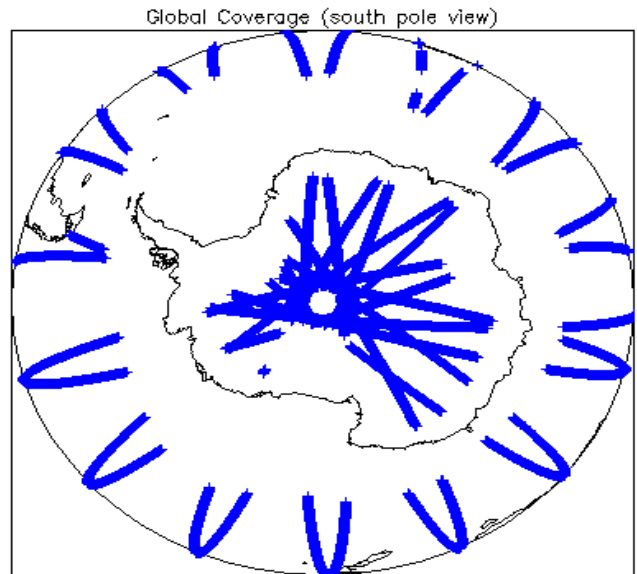
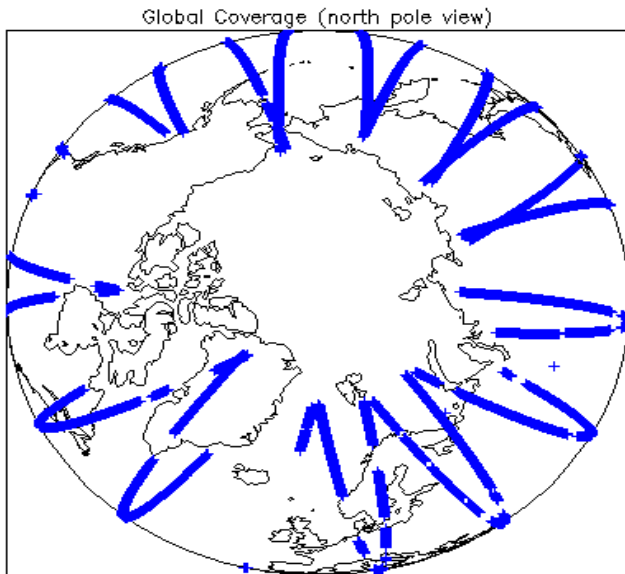
**1. Overview**

<b>Report Production Date:</b>	16-Jul-2015
<b>Data Used:</b>	L1 and L2 Fast Delivery Marine Mode (FDM), and CAL Data

Check	Status
Server check: science-pds.cryosat.esa.int	Nominal
Server check: calval-pds.cryosat.esa.int	Nominal
Product Software Check	Nominal
Product Format Check	Nominal
Product Header Analysis	Nominal
Auxiliary Data File Usage	Nominal
Correction Error Flags	Nominal
Measurement Confidence Flags	See Sections 5.5, 6.5, 6.6, 6.7 and 6.8

Mission / Instrument News	
14-Jul-2015	None
15-Jul-2015	None
16-Jul-2015	Nothing planned

**2. Global Coverage**



**3. Instrument Configuration**

The SIRAL instrument configuration for the day of acquisition is provided below.

<b>SIRAL instrument(s) in use:</b>	SIRAL - A
<b>Star Tracker(s) in use:</b>	Star Tracker 1

**4. Level 1B Calibration Data Quality Check**

**4.1 L1 CAL Product Format Check**

Each product, retrieved and unpacked from the science server, is checked to ensure it consists of both an XML header file (.HDR) and a binary product file (.DBL).

Number of products with errors: 0

**4.2 L1 CAL Product Header Analysis**

For all products, a series of pre-defined checks are carried out on the MPH and SPH in order to identify any inconsistencies and/or errors raised by the processing chain.

Number of products with errors: 0

### 4.3 L1 CAL Auxiliary Data File Usage Check

Each product is checked for missing Data Set Descriptors wrt a pre-determined baseline and also to check the validity of Auxiliary Data Files is correct.

Number of products with errors: 0

### 4.4 L1 CAL Measurement Confidence Flags

CryoSat Cal1 and Cal2 data includes a measurement confidence flag word (field 11) for each measurement record. The bit value of this flag indicates any problems when set.

Number of products with errors: 0

## 5. Level 1B FDM Data Quality Check

### 5.1 L1B FDM Product Format Check

Each product, retrieved and unpacked from the science server, is checked to ensure it consists of both an XML header file (.HDR) and a binary product file (.DBL).

Number of products with errors: 0

### 5.2 L1B FDM Product Header Analysis

For all products, a series of pre-defined checks are carried out on the MPH and SPH in order to identify any inconsistencies and/or errors raised by the ground-segment processing chain.

Number of products with errors: 0

### 5.3 L1B FDM Auxiliary Data File Usage Check

Each product is checked for missing Data Set Descriptors wrt a pre-determined baseline and also to check the validity of Auxiliary Data Files is correct.

Number of products with errors: 0

### 5.4 L1B FDM Correction Error Flags

Each product is checked to detect auxiliary corrections flagged by the ground-station processing chain as missing or containing errors.

Number of products with errors: 0

### 5.5 L1B FDM Measurement Confidence Flags

CryoSat L1B data includes a measurement confidence flag word (field 18) for each measurement record. The bit value of this flag indicates any problems when set.

Number of products with errors: 8

Product	Test Failed	Description
CS_OFFL_SIR_FDM_1B_20150715T005520_20150715T005814_C001	Echo error	The Echo Rx1 Error flag is set, indicating a degraded raw echo
CS_OFFL_SIR_FDM_1B_20150715T023425_20150715T023730_C001	Attitude correction missing	The attitude has not been corrected
CS_OFFL_SIR_FDM_1B_20150715T041351_20150715T041444_C001	Attitude correction missing	The attitude has not been corrected
CS_OFFL_SIR_FDM_1B_20150715T041837_20150715T041959_C001	Echo error	The Echo Rx1 Error flag is set, indicating a degraded raw echo
CS_OFFL_SIR_FDM_1B_20150715T055301_20150715T055354_C001	Attitude correction missing	The attitude has not been corrected
CS_OFFL_SIR_FDM_1B_20150715T091624_20150715T091959_C001	Attitude correction missing	The attitude has not been corrected
CS_OFFL_SIR_FDM_1B_20150715T110733_20150715T111309_C001	Echo error	The Echo Rx1 Error flag is set, indicating a degraded raw echo
CS_OFFL_SIR_FDM_1B_20150715T203739_20150715T205210_C001	Echo error	The Echo Rx1 Error flag is set, indicating a degraded raw echo

## 6. Level 2 FDM Data Quality Check

### 6.1 L2 FDM Product Format Check

Each product, retrieved and unpacked from the science server, is checked to ensure it consists of both an XML header file (.HDR) and a binary product file (.DBL)

Number of products with errors: 0

### 6.2 L2 FDM Product Header Analysis

For all products, a series of pre-defined checks are carried out on the MPH and SPH in order to identify any inconsistencies and/or errors raised by the processing chain.

Number of products with errors: 0

### 6.3 L2 FDM Auxiliary Data File Usage Check

Each product is checked for missing Data Set Descriptors wrt a pre-determined baseline and also to check the validity of Auxiliary Data Files is correct.

Number of products with errors: 0

### 6.4 L2 FDM Correction Error Flags

Each product is checked to detect auxiliary corrections flagged by the ground-station processing chain as missing or containing errors.

Number of products with errors: 0

## 6.5 L2 FDM Measurement Confidence Flags

CryoSat L2 data includes a quality flag word (field 8) for each 20-Hz measurement record. The bit value of this flag is an assessment of the measurement quality by the processing chain.

Number of products with errors: 8

Product	Test Failed	Description
CS_OFFL_SIR_FDM_2__20150715T005520_20150715T005814_C001	Echo error	The Echo Rx1 Error flag is set, indicating a degraded raw echo
CS_OFFL_SIR_FDM_2__20150715T023425_20150715T023730_C001	Attitude correction missing	The attitude has not been corrected
CS_OFFL_SIR_FDM_2__20150715T041351_20150715T041444_C001	Attitude correction missing	The attitude has not been corrected
CS_OFFL_SIR_FDM_2__20150715T041837_20150715T041959_C001	Echo error	The Echo Rx1 Error flag is set, indicating a degraded raw echo
CS_OFFL_SIR_FDM_2__20150715T055301_20150715T055354_C001	Attitude correction missing	The attitude has not been corrected
CS_OFFL_SIR_FDM_2__20150715T091624_20150715T091959_C001	Attitude correction missing	The attitude has not been corrected
CS_OFFL_SIR_FDM_2__20150715T110733_20150715T111309_C001	Echo error	The Echo Rx1 Error flag is set, indicating a degraded raw echo
CS_OFFL_SIR_FDM_2__20150715T203739_20150715T205210_C001	Echo error	The Echo Rx1 Error flag is set, indicating a degraded raw echo

## 6.6 L2 FDM Range Measurement Flags

Each product is checked to detect range measurements flagged by the processing chain as missing or containing errors.

Number of products with errors: 3

Product	Test Failed	Description
CS_OFFL_SIR_FDM_2__20150715T094957_20150715T100449_C001	OCOG Retracked Range Flag	The master fail flag is set by the OCOG call, for one or more records, indicating the values stored in fields #18, #19, #20 and #21 should be ignored for these records.
CS_OFFL_SIR_FDM_2__20150715T201612_20150715T203507_C001	OCOG Retracked Range Flag	The master fail flag is set by the OCOG call, for one or more records, indicating the values stored in fields #18, #19, #20 and #21 should be ignored for these records.
CS_OFFL_SIR_FDM_2__20150715T212546_20150715T213742_C001	OCOG Retracked Range Flag	The master fail flag is set by the OCOG call, for one or more records, indicating the values stored in fields #18, #19, #20 and #21 should be ignored for these records.

## 6.7 L2 FDM SWH and Backscatter Measurement Flags

Each product is checked to detect parameters related to SWH and sigma0 that are flagged by the processing chain as missing or containing errors.

Number of products with errors: 3

Product	Test Failed	Description
CS_OFFL_SIR_FDM_2__20150715T092844_20150715T094752_C001	OCOG Backscatter Status Flag	The master fail flag is set by the CFI call, for one or more records, indicating the values stored in fields #47, #48, #49 and #50 should be ignored for these records.
CS_OFFL_SIR_FDM_2__20150715T203739_20150715T205210_C001	OCOG Backscatter Status Flag	The master fail flag is set by the CFI call, for one or more records, indicating the values stored in fields #47, #48, #49 and #50 should be ignored for these records.
CS_OFFL_SIR_FDM_2__20150715T221209_20150715T222132_C001	OCOG Backscatter Status Flag	The master fail flag is set by the CFI call, for one or more records, indicating the values stored in fields #47, #48, #49 and #50 should be ignored for these records.

## 6.8 L2 FDM Geophysical Measurement Flags

Each product is checked to detect geophysical measurements flagged by the processing chain as missing or containing errors.

Number of products with errors: 5

Product	Test Failed	Description
CS_OFFL_SIR_FDM_2__20150715T075017_20150715T082526_C001	Ocean Retracking Quality Flag	The Ocean Retracking Quality Flag is set indicating the CFI Ocean Retracker was not successfully executed for one or more records.
CS_OFFL_SIR_FDM_2__20150715T094957_20150715T100449_C001	Ocean Retracking Quality Flag	The Ocean Retracking Quality Flag is set indicating the CFI Ocean Retracker was not successfully executed for one or more records.
CS_OFFL_SIR_FDM_2__20150715T201612_20150715T203507_C001	Ocean Retracking Quality Flag	The Ocean Retracking Quality Flag is set indicating the CFI Ocean Retracker was not successfully executed for one or more records.
CS_OFFL_SIR_FDM_2__20150715T212546_20150715T213742_C001	Ocean Retracking Quality Flag	The Ocean Retracking Quality Flag is set indicating the CFI Ocean Retracker was not successfully executed for one or more records.
CS_OFFL_SIR_FDM_2__20150715T221209_20150715T222132_C001	Ocean Retracking Quality Flag	The Ocean Retracking Quality Flag is set indicating the CFI Ocean Retracker was not successfully executed for one or more records.

## 7. QCC Check

The QCC is a CryoSat facility that performs a primary survey of data products immediately after production by the PDS and LTA processing facilities. A list of the tests which raised errors or warnings is provided below.

Product type	Nb. Products	Nb. QCC Reports	Nb. Valid	Nb. Warnings	Nb. Errors
SIR_FDM_1B	134	0	0	0	0
SIR_FDM_2	134	0	0	0	0

### 7.1 QCC Errors

Number of QCC reports with errors: 0

### 7.2 Missing QCC Reports

Number of products with missing QCC reports: All