

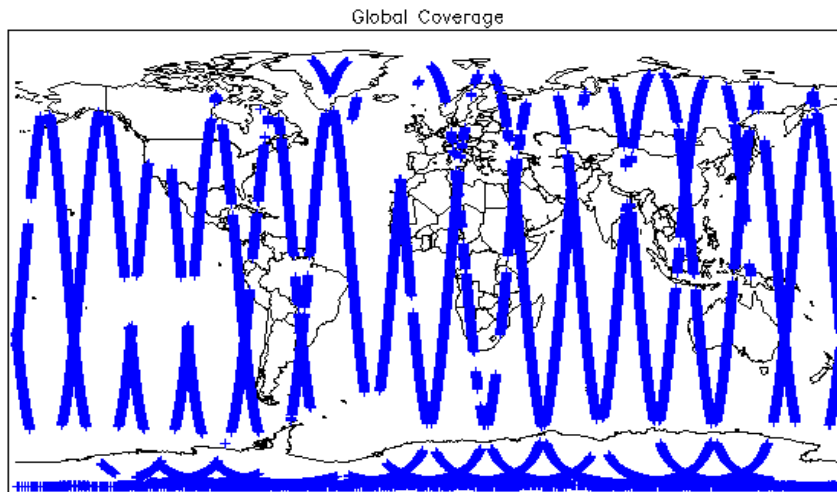
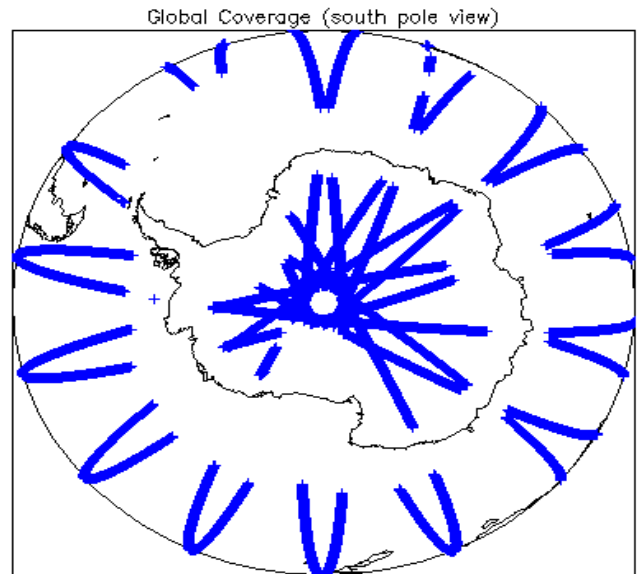
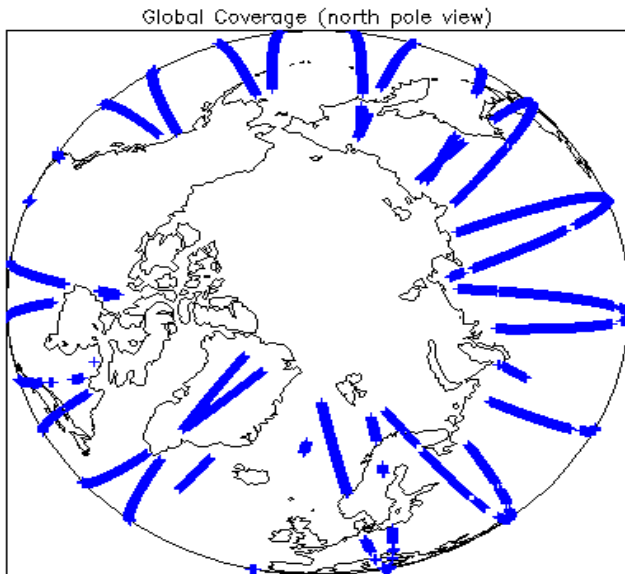
**1. Overview**

|                                |   |
|--------------------------------|---|
| <b>Report Production Date:</b> | 19-May-2015   |
| <b>Data Used:</b>              | L1 and L2 Fast Delivery Marine Mode (FDM), and CAL Data |

| Check                                     | Status                   |
|---|--------------------------|
| Server check: science-pds.cryosat.esa.int | Nominal                  |
| Server check: calval-pds.cryosat.esa.int  | Nominal                  |
| Product Software Check                    | Nominal                  |
| Product Format Check                      | Nominal                  |
| Product Header Analysis                   | Nominal                  |
| Auxiliary Data File Usage                 | Nominal                  |
| Correction Error Flags                    | Nominal                  |
| Measurement Confidence Flags              | See Sections 6.6 and 6.8 |

| Mission / Instrument News |                 |
|---------------------------|-----------------|
| 15-May-2015               | None            |
| 16-May-2015               | None            |
| 17-May-2015               | Nothing planned |

**2. Global Coverage**



**3. Instrument Configuration**

The SIRAL instrument configuration for the day of acquisition is provided below.

|                                    |           |
|------------------------------------|-----------|
| <b>SIRAL instrument(s) in use:</b> | SIRAL - A |
|------------------------------------|-----------|

**4. Level 1B Calibration Data Quality Check**

**4.1 L1 CAL Product Format Check**

Each product, retrieved and unpacked from the science server, is checked to ensure it consists of both an XML header file (.HDR) and a binary product file (.DBL).

Number of products with errors: 0

**4.2 L1 CAL Product Header Analysis**

For all products, a series of pre-defined checks are carried out on the MPH and SPH in order to identify any inconsistencies and/or errors raised by the processing chain.

Number of products with errors: 0

### 4.3 L1 CAL Auxiliary Data File Usage Check

Each product is checked for missing Data Set Descriptors wrt a pre-determined baseline and also to check the validity of Auxiliary Data Files is correct.

Number of products with errors: 0

### 4.4 L1 CAL Measurement Confidence Flags

CryoSat Cal1 and Cal2 data includes a measurement confidence flag word (field 11) for each measurement record. The bit value of this flag indicates any problems when set.

Number of products with errors: 0

## 5. Level 1B FDM Data Quality Check

### 5.1 L1B FDM Product Format Check

Each product, retrieved and unpacked from the science server, is checked to ensure it consists of both an XML header file (.HDR) and a binary product file (.DBL).

Number of products with errors: 0

### 5.2 L1B FDM Product Header Analysis

For all products, a series of pre-defined checks are carried out on the MPH and SPH in order to identify any inconsistencies and/or errors raised by the ground-segment processing chain.

Number of products with errors: 0

### 5.3 L1B FDM Auxiliary Data File Usage Check

Each product is checked for missing Data Set Descriptors wrt a pre-determined baseline and also to check the validity of Auxiliary Data Files is correct.

Number of products with errors: 0

### 5.4 L1B FDM Correction Error Flags

Each product is checked to detect auxiliary corrections flagged by the ground-station processing chain as missing or containing errors.

Number of products with errors: 0

### 5.5 L1B FDM Measurement Confidence Flags

CryoSat L1B data includes a measurement confidence flag word (field 18) for each measurement record. The bit value of this flag indicates any problems when set.

**Attitude Correction Missing:** In Baseline-C all FDM products are missing Attitude Correction as star tracker data are not available in time for processing. This is a known issue and will be fixed in future releases.

Number of products with errors: 0

## 6. Level 2 FDM Data Quality Check

### 6.1 L2 FDM Product Format Check

Each product, retrieved and unpacked from the science server, is checked to ensure it consists of both an XML header file (.HDR) and a binary product file (.DBL)

Number of products with errors: 0

### 6.2 L2 FDM Product Header Analysis

For all products, a series of pre-defined checks are carried out on the MPH and SPH in order to identify any inconsistencies and/or errors raised by the processing chain.

Number of products with errors: 0

### 6.3 L2 FDM Auxiliary Data File Usage Check

Each product is checked for missing Data Set Descriptors wrt a pre-determined baseline and also to check the validity of Auxiliary Data Files is correct.

Number of products with errors: 0

### 6.4 L2 FDM Correction Error Flags

Each product is checked to detect auxiliary corrections flagged by the ground-station processing chain as missing or containing errors.

Number of products with errors: 0

### 6.5 L2 FDM Measurement Confidence Flags

CryoSat L2 data includes a quality flag word (field 8) for each 20-Hz measurement record. The bit value of this flag is an assessment of the measurement quality by the processing chain.

**Attitude Correction Missing:** In Baseline-C all FDM products are missing Attitude Correction as star tracker data are not available in time for processing. This is a known issue and will be fixed in future releases.

Number of products with errors: 0

### 6.6 L2 FDM Range Measurement Flags

Each product is checked to detect range measurements flagged by the processing chain as missing or containing errors.

Number of products with errors: 1

| Product   | Test Failed               | Description  |
|---|---------------------------|--|
| CS_OFFL_SIR_FDM_2__20150516T013819_20150516T015250_C001 | OCOG Retracked Range Flag | The master fail flag is set by the OCOG call, for one or more records, indicating the values stored in fields #18, #19, #20 and #21 should be ignored for these records. |

### 6.7 L2 FDM SWH and Backscatter Measurement Flags

Each product is checked to detect parameters related to SWH and sigma0 that are flagged by the processing chain as missing or containing errors.

Number of products with errors: 0

## 6.8 L2 FDM Geophysical Measurement Flags

Each product is checked to detect geophysical measurements flagged by the processing chain as missing or containing errors.

Number of products with errors: 2

| Product   | Test Failed                   | Description  |
|---|-------------------------------|--|
| CS_OFFL_SIR_FDM_2__20150516T013147_20150516T013608_C001 | Ocean Retracking Quality Flag | The Ocean Retracking Quality Flag is set indicating the CFI Ocean Retracker was not successfully executed for one or more records. |
| CS_OFFL_SIR_FDM_2__20150516T013819_20150516T015250_C001 | Ocean Retracking Quality Flag | The Ocean Retracking Quality Flag is set indicating the CFI Ocean Retracker was not successfully executed for one or more records. |

## 7. QCC Check

The QCC is a CryoSat facility that performs a primary survey of data products immediately after production by the PDS and LTA processing facilities. A list of the tests which raised errors or warnings is provided below.

| Product type | Nb. Products | Nb. QCC Reports | Nb. Valid | Nb. Warnings | Nb. Errors |
|--------------|--------------|-----------------|-----------|--------------|------------|
| SIR_FDM_1B   | 144          | 0               | 0         | 0            | 0          |
| SIR_FDM_2    | 147          | 0               | 0         | 0            | 0          |

### 7.1 QCC Errors

Number of QCC reports with errors: 0

### 7.2 Missing QCC Reports

Number of products with missing QCC reports: All